



LIDGET *Compton*
The Best Concrete Garage

THE COMPLETE LIDGET COMPTON
PRODUCT RANGE

We engineer our concrete
buildings to protect the
things you love



lidget.co.uk



**OVER 35 YEARS OF PERFECTING OUR CONCRETE GARAGES.
AND IT SHOWS.**

Why choose a Lidget Compton garage?



Lidget Compton

Lidget Compton was formed from the successful merger of Compton Buildings and Lidget Concrete in 2011. Both market leading companies in their own right, with a combined experience in the garage market of nearly 90 years, the combination has created a company which is the largest in the UK and is genuinely market leading. Just read through this brochure to see why Lidget Compton make the best concrete garages.



Quality

It starts with using the best materials, modern machinery and manufacturing methods. It continues with employees who are often second generation, and with training and acting on customer feedback.

Our engineers, when creating our building designs, ensure better quality. They designed thicker reinforced concrete panels for strength, they specified robust galvanised steel rafters; thicker roof sheets; market leading pre-framed up and over doors and by their attention to detail, created the unique flashing details that improve the roof design. Our buildings are designed to last.

Using only employed labour that takes responsibility for the finished product, and measuring finished build quality every day, we can ensure that you get the best.



Product

Our product range is second to none. We have a bigger product range, we offer more flexibility, and we have a range of unique walling finishes. Our Patented Brick and Stone wall



Guarantee

Our ten year structural guarantee ensures that you have peace of mind. It protects your investment and ensures that you continue to get value for money. Your guarantee is transferrable should you sell your house.



finishes (Patented GB2455317) gives a factory applied finish that transforms the building. Our Garden Room range shows just how flexible our buildings can be, and if you want a building not included in our comprehensive standard range, just talk to our Design&Build department.

Manufacture

Investment in plant and machinery ensures that we use the latest technology to manufacture our buildings. We take pride in using the best materials, we don't cut corners and we don't cut costs.

As a Yorkshire family-owned company, we pride ourselves in delivering value for money, and that doesn't necessarily mean cheap. Our engineering background ensures our buildings are robust, and built to last.

Service

Lidget Compton is rightly well known for its level of service. Our product range has been designed to be the most flexible available, simplifying the process to enable you to choose a building that suits your needs. Our pricing methods have been designed to be easier to use and more understandable. We will then deliver, install and guarantee your building, seamless service from market leading Lidget Compton.

Lidget Compton agents

Trained Lidget Compton agents are on hand to offer a personal service. They can show you our product, offer you a free, no obligation site survey, help with approvals, arrange to take away your old building, offer to lay or repair a concrete

base, or advise how to make your choice easier. Some can offer a service to line your building or provide electricity to your building. They provide a complete service to make your life easier.

Delivery

Concrete garages are heavy and bulky. We need large lorries to distribute our buildings across mainland UK. We have invested in lorry mounted forklifts to ensure we deliver our buildings safely and securely, without damaging either the product or our installers. Delivery periods change from time to time, but we offer a fastrack delivery whenever possible

Installation

Most of our installers are employed by the company. Our teams load their lorry, deliver and offload your building and install it, and they take full responsibility for the process. We ask all of our customers to fill in a questionnaire to let us know how we performed, and this happens every day on every installation.

Tips

All through our brochure, and website, you will find examples of Lidget Compton garage tips – these are suggestions which we have found over years make the buying process easier – they are designed to remind you of some obvious things, and suggest ideas that you may not have thought of. We hope you find them useful.

*Why buy Lidget Compton?
It's simple, it is the Best
Concrete Garage.*









LIDGETT *Compton*
The Best Concrete Garage


**OVER 35 YEARS OF PERFECTING OUR CONCRETE GARAGES.
AND IT SHOWS.**

A range of styles. Endless possibilities.

Shape






The first six sections of this brochure show you the basic shapes our buildings come in:

	Pent	6
<hr/>		
	Pent Mansard	8
<hr/>		
	Apex	10
<hr/>		
	Apex 15	12
<hr/>		
	Apex 20	14
<hr/>		
	Apex 90	16

 If all this looks too complicated, ask your agent for advice. They will offer advice on choosing the best building for you, and on local authority approvals, base laying/refurbishment and any other matters that will help you in your project.






Use

The next five sections show you the different uses for our buildings, other than a garage:

	Garden rooms	18
<hr/>		
	Sheds & Workshops	20
<hr/>		
	Lean-to buildings	22
<hr/>		
	HighLiners	24
<hr/>		
	Battery garages	25

Extras

There are many ways to customise your building, the final section will talk you through them.

	Bespoke Options	
<hr/>		
	Wall finishes and roofs	26
<hr/>		
	Main doors: Up and Over	28
<hr/>		
	Main doors: Rollershutter and Sectional	30
<hr/>		
	Personnel doors	32
<hr/>		
	Windows, fascias and other options	33
<hr/>		
	Design&build	34
<hr/>		
	Guidance on positioning and base	35
<hr/>		
	Contact us	36

Special Package Offers

We've put together the most popular options, and reduced the price! You can save £100s, and you will still qualify for any price promotions/discounts!

Maintenance Free (MF) Package*

No more sanding or painting, an occasional wipe clean is all you need! This package includes:*

- ✓ White vertically ribbed up and over door
- ✓ White PVCu fascias and vergeboards
- ✓ PVCu Gutters (Choose from White, Black or Brown)
- ✓ 4' (1.22m) fixed white PVCu double glazed window
- ✓ 3' (0.91m) White vertically ribbed Personnel door
- ✓ 4 point locking on your up and over door (up to 9' (2.74m wide))
- ✓ Timber weather bar
- ✓ Sand and cement fillet

Premium Options (PO) Package*

Make your garage the envy of your neighbours! This package includes:*

- ✓ White Georgian up and over door with 4 point locking on doors up to 9' (2.74m) wide
- ✓ RealBrick/Stone effect front posts (choice of 6)
- ✓ White PVCu fascias and vergeboards
- ✓ PVCu Gutters (Choose from White, Black or Brown)
- ✓ 4' (1.22m) opening white PVCu double glazed window
- ✓ 3' (0.91m) White Georgian Personnel door with multi point locking
- ✓ Coloured roof sheets (Apex only) – see page 27
- ✓ Timber weather bar
- ✓ Sand and cement fillet

You can still upgrade your building by specifying decograin doors, windows or fascias. Ask your agent for more details

Unique to Lidget Compton, we offer Special Package Offers (SPOs) across the whole range. Once you have chosen the shape and size of your building, why not save money using one of our Package Offers? Don't forget that any special price offers/discounts are in addition to the savings you make on the Special Package Offers.



Maintenance Free (MF) Package*

No more sanding or painting, an occasional wipe clean is all you need! This package includes:*

Save
£££s



White, vertically ribbed up and over door



White PVCu fascias and vergeboards



PVCu Gutters (White, Black or Brown)



4' (1.22m) fixed white PVCu double glazed window



3' (0.91m) White vertically ribbed Personnel door



4 point locking on your up and over door (up to 9' (2.74m))

PLUS ✓ Timber weather bar ✓ Sand and cement fillet

* Actual contents depend on the building chosen.



Premium Options (PO) Package*

Make your garage the envy of your neighbours! This package includes:*

Save
£££s



White Georgian u/o door 4 point locking (u/o doors up to 9' (2.74m))



White PVCu fascias and vergeboards



4' (1.22m) opening white PVCu double glazed window

PLUS ✓ Timber weather bar ✓ Sand and cement fillet
✓ Coloured roof sheets (Apex only) – see page 27



WARWICK RED



RECLAIMED



SOUTHERN STOCK



AUTUMN RED

RealBrick front posts (choice of 4)



PVCu Gutters (White, Black or Brown)



White Georgian Personnel door with multi point locking



LIDGET Compton
The Best Concrete Garage

OUR BEST VALUE FOR MONEY BUILDING. A SOLID WORKHORSE FOR GARAGING, WORKSHOP OR STORE.



Pent



Grafo-Therm anti-condensation treatment supplied exclusively to Lidget Compton in the sectional garage market



Tip

You can include a shed/workshop/garden room in your garage – simply specify a partition, and you can create a space with endless possibilities.

lidget.co.uk



Our value for money flat roof garage, roof sloping from front to rear, single, double, twin garages, up to 28' 3" (8.61m) long.

Unique C Section galvanised steel rafters give you greater strength and rigidity while galvanised steel one piece roof sheets (up to 20' 6" (6.25m)) means no joins, so no leaks. Anti condensation treatment ensures best performance.

Hörmann Fully retractable, fully pre-framed door ensures perfect fitting every time.

Despite our Pent garage range giving the best value for money, we have not cut back on quality. The best quality materials ensure your investment continues to give the best value for money, year after year.

The best garage range in the UK?

Bespoke Options allow you to personalise your building. Spar, Brick or Stone effect panels, site applied Textured finish, Garaclad PVCu cladding, RealBrick front posts and the full range of bespoke options ensure that you can choose the right building for your house, which will enhance its value, minimise insurance costs, and maximise kerb appeal. PVCu options give you a maintenance free choice.

SHAPE

Pent

(Also available as a lean-to building, see page 22)



SIZE

Length: 14' 3" (4.34m) – 28' 3" (8.61m)
In 2' (0.61m) increments as standard. Partition available.

Width: 8' 6" (2.59m) – 20' 6" (6.25m) single/double
(Twin available, see Design&Build)

Height: 6' 6" (1.98m) (standard) and 7' 6" (2.29m)
(Other heights available, see Design&Build)

STYLE

The following are supplied **as standard**. More Bespoke Options are available in the Lidget Compton Price Guide.

Wall finish: Thicker concrete steel reinforced panels with Spar finish.

Front posts: Spar.

Main door: Hörmann pre-framed, fully retractable, white powder coated galvanised steel, Horizontal ribbed up and over door.

Roof: Robust C section galvanised steel rafters supporting a galvanised steel roof, with Grafo-Therm anti-condensation treatment and no joins.

Fascias and vergeboards:

Factory preservative treated timber.

Window: 4' (1.22m) timber fixed factory preservative treated.

ALTERNATIVE WALL AND FRONT POST FINISHES

Sectional brick finish



ANTIQUE RED



TUSCAN RED



TUDOR BROWN



BUFF BRICK

Textured finishes



WHITE



MAGNOLIA



FRENCH STONE



PALACE GREY

Stone Effect finishes



COTSWOLD



PENNINE

Garaclad PVCu finishes



WHITE, CREAM, LIGHT BLUE, LIGHT GREY, SAND, ENVIRO GREEN

Brick front posts



AUTUMN RED



WARWICK RED



RECLAIMED



SOUTHERN STOCK



DESIGN&BUILD

If you can't see the building you want, talk to your agent or tell us, and we'll work with you to design and build one to fit your needs exactly. Call **01709 881844** or visit www.lidget.co.uk/designandbuild



C Section galvanised rafters with Grafo-Therm treated galvanised roof sheet



✓ **IS THIS WHAT YOU'RE LOOKING FOR?**
See the Lidget Compton **Price Guide** for price options or, if you're in a hurry, get an instant quote online: www.lidget.co.uk/instantquote

⊗ **SPECIAL PACKAGE OFFERS**
Maintenance Free (MF) and Premium Options (PO) packages are designed to save you money on our most popular bespoke options. **Check our Price Guide for full details of what's included.**



LIDGET *Compton*
The Best Concrete Garage

A TILE EFFECT FRONT ELEVATION TO
OUR BEST SELLING PENT RANGE



Pent Mansard



Tip

Choose a wider building than you think you need, so you have somewhere to park the bike, put the ladder or whatever else you store.

lidget.co.uk

The addition of the Metrotile granular galvanised steel pantile profile roof tiles transforms our Pent range.

Adding another dimension to the front elevation, the Mansard roof adds kerb appeal and in a choice of six colours. This is in addition to our unique C Section galvanised steel rafters for greater strength and rigidity.

Galvanised steel one piece roof sheets means no joins*, so no leaks and anti condensation treatment ensures best performance. The Hörmann fully retractable, fully pre-framed door ensures perfect fitting every time.

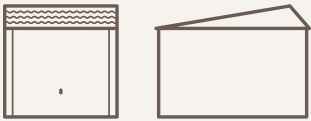
Our Bespoke Options allow you to personalise your building. Spar, Brick or Stone effect panels, site applied Textured finish, Garaclad PVCu cladding, RealBrick front posts and the full range of bespoke options ensure that you can choose the right building for your house, which will enhance its value, minimise insurance costs, and maximise kerb appeal. Upgrade the PVCu fascias and windows with the upmarket Decograin finish, look at our Mansard Premium Option package and save money.

*up to 20'6 long

SHAPE

Pent Mansard

(Also available as a lean-to building, see page 22)



SIZE

Length: 14' 3" (4.34m) – 20' 3" (6.17m)
In 2' (0.61m) increments as standard. Partition available.

Width: 8' 6" (2.59m) – 20' 6" (6.25m) single/double
(Twin available, see Design&Build)

Height: 6' 6" (1.98m) (standard) and 7' 6" (2.29m)
(Other heights available, see Design&Build)

STYLE

The following are supplied **as standard**. Many more Bespoke Options are available in the Lidget Compton Price Guide.

Wall finish: Thicker concrete steel reinforced panels with spar finish.

Front posts: Spar.

Main door: Hörmann pre-framed, fully retractable, white powder coated galvanised steel, Horizontal ribbed up and over door.

Roof: Front elevation in Metrotile granular galvanised steel pantile profile roof tiles - choice of 6 colours (see page 27). Galvanised steel roof sheets, with Grafo-Therm anti-condensation treatment. C section galvanised steel rafters.

Fascias and vergeboards:

White PVCu fascia, vergeboard & rearboard.

Window: 4' (1.22m) White PVCu fixed.

Gutters: White PVCu gutters and downpipe to both front and rear elevations.

ALTERNATIVE WALL AND FRONT POST FINISHES

Sectional brick finish



ANTIQUE RED



TUSCAN RED



TUDOR BROWN



BUFF BRICK

Textured finishes



WHITE



MAGNOLIA



FRENCH STONE



PALACE GREY

Stone Effect finishes



COTSWOLD



PENNINE

Garaclad PVCu finishes



WHITE, CREAM, LIGHT BLUE, LIGHT GREY, SAND, ENVIRO GREEN

Brick front posts



AUTUMN RED



WARWICK RED



RECLAIMED



SOUTHERN STOCK



DESIGN&BUILD

If you can't see the building you want, talk to your agent or tell us, and we'll work with you to design and build one to fit your needs exactly. Call **01709 881844** or visit www.lidget.co.uk/designandbuild



✓ IS THIS WHAT YOU'RE LOOKING FOR?

See the Lidget Compton **Price Guide** for price options or, if you're in a hurry, get an instant quote online:

www.lidget.co.uk/instantquote



SPECIAL PACKAGE OFFERS

Maintenance Free (MF) and Premium Options (PO) packages are designed to save you money on our most popular bespoke options. **Check our Price Guide for full details of what's included.**





LIDJET *Compton*
The Best Concrete Garage

A TRADITIONAL PITCHED ROOF, DESIGNED
TO BLEND WITH MOST HOUSING STYLES.



Apex



Tip

Surveys show that most people would have a larger building than they originally specified once it is installed. A wider and/or longer building costs less if chosen when you first select – although it is possible to extend buildings later, it is much more expensive.

lidjet.co.uk



A traditional shaped building with a 12.5° pitched roof, the Apex range incorporates our thicker concrete panel, stronger fibre cement roof sheets and a unique roof design.

You can choose from a further six roof colours, to blend in with your property (see page 27). A translucent roof sheet is available that will let in natural daylight, although we can supply lining clip packs so you can fix a board for your electrical fittings if you want to install electricity.

The Apex range is our most flexible, offering the biggest number of sizes and options. Make of your Apex what you will; garage, store, workshop, garden room, gym, music room, or a combination by adding a room to the rear of your garage.

The opportunity to enhance your building with Special Package Offer Maintenance Free (MF) and Premium Options (PO) also enables you to save money and time! And the full range of Bespoke Options ensures that you will be able to create the right building for you. Why not talk to your agent and get expert advice?

Also available as a lean-to building, see page 22 for more details.

SHAPE

Apex

(Also available as a lean-to building, see page 22)



SIZE

Length: 14' 3" (4.34m) to as long as you want.
In 2' (0.61m) increments as standard. Partition available.

Width: 8' 6" (2.59m) – 26' 6" (8.08m)
single/double/twin

Height: 6' 6" (1.98m) (standard) and 7' 6" (2.29m)
(Other heights available, see Design&Build)

STYLE

The following are supplied **as standard**. Many more Bespoke Options are available in the Lidget Compton Price Guide.

Wall finish: Thicker concrete steel reinforced panels with Spar finish.

Front posts: Spar.

Main door: Pre-framed, fully retractable, white powder coated galvanised steel, Horizontal ribbed up and over door.

Roof: 12.5° pitch roof with fibre cement roof sheets, eaves filler.

Fascias and vergeboards: Factory treated timber.

Window: 4' (1.22m) timber fixed factory preservative treated.

ALTERNATIVE WALL AND FRONT POST FINISHES

Sectional brick finish



ANTIQUE RED



TUSCAN RED



TUDOR BROWN



BUFF BRICK

Textured finishes



WHITE



MAGNOLIA



FRENCH STONE



PALACE GREY

Stone Effect finishes



COTSWOLD



PENNINE

Garaclad PVCu finishes



WHITE, CREAM, LIGHT BLUE, LIGHT GREY, SAND, ENVIRO GREEN

Brick front posts



AUTUMN RED



WARWICK RED



RECLAIMED



SOUTHERN STOCK



DESIGN&BUILD

If you can't see the building you want, talk to your agent or tell us, and we'll work with you to design and build one to fit your needs exactly. Call **01709 881844** or visit www.lidget.co.uk/designandbuild



✓ **IS THIS WHAT YOU'RE LOOKING FOR?**
See the Lidget Compton **Price Guide** for price options or, if you're in a hurry, get an instant quote online:
www.lidget.co.uk/instantquote

⊗ **SPECIAL PACKAGE OFFERS**
Maintenance Free (MF) and Premium Options (PO) packages are designed to save you money on our most popular bespoke options. **Check our Price Guide for full details of what's included.**



LIDGET *Compton*
The Best Concrete Garage

A UNIQUE ROOF DESIGN FROM LIDGET,
ADDING STYLE TO YOUR BUILDING.



Apex 15



Tip

Add value to your property, specify RealBrick posts, a Georgian door and maintenance free options. Give your garage kerb appeal and make your property more desirable!

lidget.co.uk

A 15° bold roll tile effect roof, unique to Lidget, adds another layer of quality to our Apex range.

The terracotta colour and the distinctive bold roll tile appearance ensures that the Apex 15 is a firm favourite in the range. The PVCu maintenance free options go particularly well with the roof design, and an upgrade on the white PVCu to Decograin, Golden Oak or Rosewood, enhances the appearance of your building. Save time and money with our Special Package Offers, Maintenance Free (MF) and Premium Options (PO).

Brick front posts, with a choice of four bricks, two shades of Red, Buff and Reclaimed will transform the front view of your garage.

Our patented Brick/Stone or exclusive Textured and Garaclad PVCu cladding wall finishes can add a further touch of individuality to your building.

The largest choice of main doors, personnel access doors and windows gives you the opportunity to make your building unique.

Why not get a personalised quotation? Simply log on to www.lidget.co.uk/instantquote, there is no obligation.

SHAPE

Apex 15

(Also available as a lean-to building, see page 22)



SIZE

Length: 14' 3" (4.34m) to as long as you want.
In 2' (0.61m) increments as standard. Partition available.

Width: 8' 6" (2.59m) – 26' 6" (8.08m)
single/double/twin

Height: 6' 6" (1.98m) (standard) and 7' 6" (2.29m)
(Other heights available, see Design&Build)

STYLE

The following are supplied **as standard**. Many more Bespoke Options are available in the Lidget Compton Price Guide.

Wall finish: Thicker concrete steel reinforced panels with Spar finish.

Front posts: Spar.

Main door: Pre-framed, fully retractable, white powder coated galvanised steel, Horizontal ribbed up and over door.

Roof: 15° pitch roof with Bold Roll fibre cement roof sheets in terracotta, eaves filler.

Fascias and vergeboards: Factory treated timber.

Window: 4' (1.22m) timber fixed factory preservative treated.

ALTERNATIVE WALL AND FRONT POST FINISHES

Sectional brick finish



ANTIQUE RED



TUSCAN RED



TUDOR BROWN



BUFF BRICK

Textured finishes



WHITE



MAGNOLIA



FRENCH STONE



PALACE GREY

Stone Effect finishes



COTSWOLD



PENNINE

Garaclad PVCu finishes



WHITE, CREAM, LIGHT BLUE, LIGHT GREY, SAND, ENVIRO GREEN

Brick front posts




AUTUMN RED



WARWICK RED



RECLAIMED



SOUTHERN STOCK



DESIGN&BUILD

If you can't see the building you want, talk to your agent or tell us, and we'll work with you to design and build one to fit your needs exactly. Call **01709 881844** or visit www.lidget.co.uk/designandbuild



✓ IS THIS WHAT YOU'RE LOOKING FOR?

See the Lidget Compton **Price Guide** for price options or, if you're in a hurry, get an instant quote online:

www.lidget.co.uk/instantquote



⊗ SPECIAL PACKAGE OFFERS

Maintenance Free (MF) and Premium Options (PO) packages are designed to save you money on our most popular bespoke options. **Check our Price Guide for full details of what's included.**





LIDGET *Compton*
The Best Concrete Garage

OUR TOP OF THE RANGE DESIGN, TRADITIONAL APPEARANCE, DESIGNED TO MAXIMISE KERB APPEAL.



Apex 20



Tip

Ask your Agent for help with removing your old building, laying or refurbishing your concrete base, choosing the right building for you – they have the experience to help you make the right choice.

lidget.co.uk

A traditionally constructed and lined roof, with 20° pitch and clad with Metrotile Bond traditional pantile profile tiles, the Apex 20 is the cream of the crop.

Our market leading range can provide six roof colour choices to blend with most existing roof colours. Constructed with timber purlins and lined with untearable felt, the roof tiles have a 40-year guarantee.

The Bespoke Options available to style your Apex 20 give you a massive choice, and you will be able to choose options to maximise kerb appeal and blend successfully with your property.

Choose from maintenance free options (Decograin PVCu looks great on this model), Brick front posts, Stone or Brick wall finish, site applied Textured finish, Garaclad PVCu cladding finish or any of the other items in our range – make your building unique.

Visit www.lidget.co.uk/instantquote to create your own personal quotation, and let us show you the excellent value for money Lidget represents. If you can't see the building you want, contact your agent to discuss our unique Design&Build option.

SHAPE

Apex 20

(Also available as a lean-to building, see page 22)



SIZE

Length: 14' 3" (4.34m) to as long as you want.
In 2' (0.61m) increments as standard. Partition available.

Width: 8' 6" (2.59m) – 26' 6" (8.08m)
single/double/twin

Height: 6' 6" (1.98m) (standard) and 7' 6" (2.29m)
(Other heights available, see Design&Build)

STYLE

The following are supplied **as standard**. More Bespoke Options are available in the Lidget Compton Price Guide.

Wall finish: Thicker concrete steel reinforced panels with Spar finish.

Front posts: Spar.

Main door: Pre-framed, fully retractable, white powder coated galvanised steel, Horizontal ribbed up and over door.

Roof: A traditionally constructed 20° pitch lined roof with Metrotile Galvanised steel roof tiles in a choice of 6 colours (see page 27).

Fascias and vergeboards: Factory treated timber.

Window: 4' (1.22m) timber fixed factory preservative treated.

ALTERNATIVE WALL AND FRONT POST FINISHES

Sectional brick finish



ANTIQUE RED



TUSCAN RED



TUDOR BROWN



BUFF BRICK

Textured finishes



WHITE



MAGNOLIA



FRENCH STONE



PALACE GREY

Stone Effect finishes



COTSWOLD



PENNINE

Garaclad PVCu finishes



WHITE, CREAM, LIGHT BLUE, LIGHT GREY, SAND, ENVIRO GREEN

Brick front posts



AUTUMN RED



WARWICK RED



RECLAIMED




SOUTHERN STOCK

Metrotile roof colours



CHARCOAL



BRINDLE



GREEN



TERRACOTTA



RED



BRONZE



DESIGN&BUILD

If you can't see the building you want, talk to your agent or tell us, and we'll work with you to design and build one to fit your needs exactly. Call **01709 881844** or visit www.lidget.co.uk/designandbuild



✓ **IS THIS WHAT YOU'RE LOOKING FOR?**
See the Lidget Compton **Price Guide** for price options or, if you're in a hurry, get an instant quote online:
www.lidget.co.uk/instantquote

⊗ **SPECIAL PACKAGE OFFERS**
Maintenance Free (MF) and Premium Options (PO) packages are designed to save you money on our most popular bespoke options. **Check our Price Guide for full details of what's included.**



LIDGET *Compton*
The Best Concrete Garage

A TOTALLY NEW PERSPECTIVE WITH THE
TRANSVERSE ROOF .

Apex 90



Tip

Fitting shelf stacks in your garage can increase your storage space and help keep the garage nice and tidy.

lidget.co.uk

The Apex 90 with transverse roof adds a new dimension to concrete garages.

The Apex 90 features a specially designed transverse roof, effectively spun through 90° when compared to a traditional garage. With attractive tile effect roof sheets available in four stylish colours, the Apex 90 will add kerb appeal to almost any property.

The unique transverse roof means the Apex 90 is the ideal choice if your garage is to be located between two buildings.

Supplied with a number of maintenance free features as standard, the Apex 90 is the perfect choice where appearance is everything, and because of the unique roof it looks just as good from the back as the front.

With a huge range of optional extras available you can tailor your building exactly the way you want it.

Visit www.lidget.co.uk/instantquote to create your own personal quotation, and let us show you the excellent value for money Lidget represents. If you can't see the building you want, contact your agent to discuss our unique Design&Build option.

Please note that due to the orientation of the roof, roller shutter doors will not fit the Apex90

SHAPE

Apex 90



SIZE

Length: 14' 6" (4.42m) - 20' 6" (6.25m)

Width: 8' 6" (2.59m) – 20' 6" (6.25m)
single/double/twin

Height: 6' 6" (1.98m) (standard) and 7' 6" (2.29m)
(Other heights available, see Design&Build)

STYLE

The following are supplied **as standard**. More Bespoke Options are available in the Lidget Compton Price Guide.

Wall finish: Thicker concrete steel reinforced panels with Spar finish.

Front posts: Spar.

Main door: Pre-framed, fully retractable, white powder coated galvanised steel, Horizontal ribbed up and over door.

Roof: Plastisol coated, galvanised steel tile effect roof sheets with anti-condensation lining. Available in 4 attractive colours (see page 27), mounted on robust steel purlins and rafters.

Fascias and vergeboards: White PVCu

Window: 4' (1.22m) White PVCu fixed

Gutters: PVCu gutters and downpipe to both front and rear.

ALTERNATIVE WALL AND FRONT POST FINISHES

Sectional brick finish



ANTIQUE RED



TUSCAN RED



TUDOR BROWN



BUFF BRICK

Textured finishes



WHITE



MAGNOLIA



FRENCH STONE



PALACE GREY

Stone Effect finishes



COTSWOLD



PENNINE

Garaclad PVCu finishes



WHITE, CREAM, LIGHT BLUE, LIGHT GREY, SAND, ENVIRO GREEN

Brick front posts



AUTUMN RED



WARWICK RED



RECLAIMED



SOUTHERN STOCK



DESIGN&BUILD

If you can't see the building you want, talk to your agent or tell us, and we'll work with you to design and build one to fit your needs exactly. Call **01709 881844** or visit www.lidget.co.uk/designandbuild



✓ **IS THIS WHAT YOU'RE LOOKING FOR?**
See the Lidget Compton **Price Guide** for price options or, if you're in a hurry, get an instant quote online:
www.lidget.co.uk/instantquote

⊗ **SPECIAL PACKAGE OFFERS**
Maintenance Free (MF) and Premium Options (PO) packages are designed to save you money on our most popular bespoke options. **Check our Price Guide for full details of what's included.**



LIDGET *Compton*
The Best Concrete Garage

OUR GARDEN ROOM RANGE PROVIDES
A SUBSTANTIAL ROOM TO ENJOY YOUR GARDEN.



Garden Rooms



Tip

We can provide just the front, or the front plus one or two sides in Sectional Brick, Stone or Textured finish to reduce costs. Why not apply your chosen wall finish to only those elevations you can see?

lidget.co.uk

Add value to your property and have the room you always promised yourself.

The Garden Room provides the retreat that you need to get away from the day-to-day. A music room? Home office? Reading room or just a den... the uses are endless.

The building is totally maintenance free with White PVCu doors, windows and frames, you don't have to spend time treating and painting.

Supplied as standard as an Apex roof building, you can change the roof colour, or you can upgrade to an Apex 15 or Apex 20. Enhance the appearance with our range of wall finishes. Choose from our patented sectional Brick and Stone factory applied finish, our site applied Textured finishes that give you the appearance of a rendered wall, or Garaclad, our timber effect textured PVCu cladding.

Decograin PVCu units add a level of sophistication, blending in with your property, and the PVCu units can be used to provide a double aspect to your building. Ask your agent how to line and insulate your building using our lining clip options. He may well be able to offer the service direct.

Talk to your agent, the Lidget Design&Build service ensures that if you don't see what you want, we can design it for you.

SHAPE

Apex, Apex 15 or Apex 20



SIZE

Length: 8' (2.44m) – 14' (4.27m)

Width: 8' (2.44m) – 12' (3.66m)

Height: 6' 6" (1.98m) (standard) and 7' 6" (2.29)

STYLE

The following are supplied **as standard**. More Bespoke Options are available in the Lidget Compton Price Guide.

Wall finish: Thicker concrete steel reinforced panels with Spar finish.

Front elevation: Spar.

Main door: White PVCu patio double door, two white PVCu full height glazed units.

Roof: Choose from:

- 12.5° pitch roof with Spanish Red fibre cement roof sheets (with a choice of a further 5 colours), eaves filler.
- 15° pitch roof with Bold Roll fibre cement roof sheets in terracotta, eaves filler.
- or a traditionally constructed 20° pitch fully lined roof with Metrotile Galvanised steel pantile roof tiles in a choice of 6 colours.

Fascias and vergeboards: White PVCu.

Gutters: White PVCu gutters to both sides.

Window: For the full range of PVCu units, sizes and prices ask your Agent.

ALTERNATIVE WALL AND FRONT POST FINISHES

Sectional brick finish



ANTIQUE RED



TUSCAN RED




TUDOR BROWN



BUFF BRICK

Textured finishes



WHITE



MAGNOLIA



FRENCH STONE



PALACE GREY

Stone Effect finishes



COTSWOLD



PENNINE

Garaclad PVCu finishes



WHITE, CREAM, LIGHT BLUE, LIGHT GREY, SAND, ENVIRO GREEN

Brick front posts



AUTUMN RED



WARWICK RED



RECLAIMED



SOUTHERN STOCK



BUILDING LINED OUT BY OTHERS TO CREATE AN OFFICE



DESIGN&BUILD

If you can't see the building you want, talk to your agent or tell us, and we'll work with you to design and build one to fit your needs exactly. Call **01709 881844** or visit www.lidget.co.uk/designandbuild



✓ IS THIS WHAT YOU'RE LOOKING FOR?

See the Lidget Compton **Price Guide** for price options or, if you're in a hurry, get an instant quote online:

www.lidget.co.uk/instantquote



SPECIAL PACKAGE OFFERS

Maintenance Free (MF) and Premium Options (PO) packages are designed to save you money on our most popular bespoke options. **Check our Price Guide for full details of what's included.**





LIDJET *Compton*
The Best Concrete Garage

OUR SHEDS AND WORKSHOPS RANGE OFFERS
THE LARGEST SELECTION OF BUILDINGS.



Sheds and Workshops



Tip

Select the largest building that will fit into the space available, our surveys show that most people want more space as soon as the building has been finished!

lidjet.co.uk

Based on the four basic building shapes, (Pent, Apex, Apex 15 and Apex 20) our Sheds and Workshops range can be supplied from 4' (1.22m) to 26' 6" (8.08m) wide, or from 4' (1.22m) to 28' 3" (8.61m) long (Pent) or as long as you want as any of the Apex range.

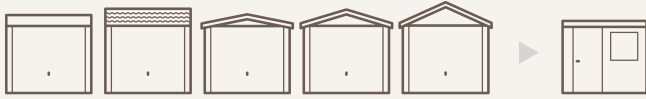
With the full range of options, your shed or workshop can be specified exactly as you want it. Three standard heights complete the choice. Our unique Design&Build service offers the ultimate flexibility. Our buildings can be lined and insulated to provide exactly the right environment for you.

Whether your building is for storage, workshop, hobby room, kiddies play room and toy store, utility room, motorbike store or somewhere to put the garden furniture, we can help. You can combine your building with a garden room specification – a partition wall gives you the best of both worlds.

With our Stone and Brick effect, Textured and Garaclad PVCu cladding finishes, your Shed or Workshop will blend in to your property, and as they are made out of concrete panels, they will not catch fire, rot or need treating.

SHAPE

Pent, Pent Mansard, Apex, Apex 15 or Apex 20



SIZE

Length: Pent: 4' (1.22m) – 28' 3" (8.61m)
Apex: as long as you want.

Width: 4' (1.22m) – 26' 6" (8.08m)

Height: 6' 6" (1.98m) (standard) and 7' 6" (2.29m)
(Other heights available, see Design&Build)

STYLE

The following are supplied **as standard**. Many more Bespoke Options are available in the Lidget Compton Price Guide.

Wall finish: Thicker concrete steel reinforced panels with Spar finish.

Front posts: Spar.

Main door: 3' (0.91m) horizontally boarded standard timber door.

Roof: Roof type depending on the shape chosen (see standard building range).

Fascias and vergeboards:
Factory treated timber.

Window: 4' (1.22m) timber fixed factory preservative treated.

ALTERNATIVE WALL AND FRONT POST FINISHES

Sectional brick finish



ANTIQUE RED



TUSCAN RED



TUDOR BROWN



BUFF BRICK

Textured finishes



WHITE



MAGNOLIA



FRENCH STONE



PALACE GREY

Stone Effect finishes



COTSWOLD



PENNINE

Garaclad PVCu finishes



WHITE, CREAM, LIGHT BLUE, LIGHT GREY, SAND, ENVIRO GREEN

Brick front posts



AUTUMN RED



WARWICK RED



RECLAIMED



SOUTHERN STOCK



DESIGN&BUILD

If you can't see the building you want, talk to your agent or tell us, and we'll work with you to design and build one to fit your needs exactly. Call **01709 881844** or visit www.lidget.co.uk/designandbuild



✓ **IS THIS WHAT YOU'RE LOOKING FOR?**
See the Lidget Compton **Price Guide** for price options or, if you're in a hurry, get an instant quote online:
www.lidget.co.uk/instantquote

⊗ **SPECIAL PACKAGE OFFERS**
Maintenance Free (MF) and Premium Options (PO) packages are designed to save you money on our most popular bespoke options. **Check our Price Guide for full details of what's included.**



LIDGET *Compton*
The Best Concrete Garage

FOR THOSE THAT DON'T HAVE THE SPACE
FOR A FREESTANDING BUILDING.



Lean-to buildings



Tip

If you can't see what you want, the Lidget Compton Design&Build service offers sizes and specifications to fit your requirements. Talk to your agent or visit: www.lidget.co.uk/designandbuild and let us know what you want.

lidget.co.uk



Our Lean-to range can be constructed from any of our five building shapes: Pent, Pent Mansard, Apex, Apex 15 or Apex 20.

Flat roof for economy, Mansard for a different look, or choose from the three Apex roof designs – we believe there is something for everyone to complement your house. Because of the individuality of every site, we build these lean-to buildings to order, after asking you for specific site details. We have to make sure that we know of the exact position of windows, doors, vents, pipes etc, and we will ask you to confirm these details on our lean-to paperwork. (Please note we do not fit flashing to the house wall, this is the responsibility of the owner).

The end result is something that is not only eminently practicable, but will add value to your home as well. Talk to your agent, ask for our Design&Build service, or email:

designandbuild@lidget.co.uk

with your details, call customer services or log on to:

www.lidget.co.uk/designandbuild

SHAPE

Pent, Pent Mansard, Apex, Apex 15
or **Apex 20**



SIZE

Length: Pent: 14' 3" (4.34m) – 28' 3" (8.61m)
Apex: as long as you want.

Width: 8' (2.44m) – 26' 6" (8.08m)

Height: 6' 6" (1.98m) (standard) and 7' 6" (2.29)
(Other heights available, see Design&Build)

STYLE

The following are supplied **as standard**. More Bespoke Options are available in the Lidget Compton Price Guide.

Wall finish: Thicker concrete steel reinforced panels with Spar finish.

Front posts: Spar.

Main door: Pre-framed, fully retractable, white powder coated galvanised steel, Horizontal ribbed up and over door.

Roof: Dependent on building shape chosen.

Fascias and vergeboards: Factory treated timber.

Window: 4' (1.22m) timber fixed factory preservative treated.

ALTERNATIVE WALL AND FRONT POST FINISHES

Sectional brick finish



ANTIQUE RED



TUSCAN RED




TUDOR BROWN



BUFF BRICK

Textured finishes



WHITE



MAGNOLIA



FRENCH STONE



PALACE GREY

Stone Effect finishes



COTSWOLD



PENNINE

Garaclad PVCu finishes



WHITE, CREAM, LIGHT BLUE, LIGHT GREY, SAND, ENVIRO GREEN

Brick front posts




AUTUMN RED



WARWICK RED



RECLAIMED



SOUTHERN STOCK



DESIGN&BUILD

If you can't see the building you want, talk to your agent or tell us, and we'll work with you to design and build one to fit your needs exactly. Call **01709 881844** or visit www.lidget.co.uk/designandbuild



✓ **IS THIS WHAT YOU'RE LOOKING FOR?**
See the Lidget Compton **Price Guide** for price options or, if you're in a hurry, get an instant quote online:
www.lidget.co.uk/instantquote

⊗ **SPECIAL PACKAGE OFFERS**
Maintenance Free (MF) and Premium Options (PO) packages are designed to save you money on our most popular bespoke options. **Check our Price Guide for full details of what's included.**



NEED EXTRA HEADROOM
OR MORE BUILDINGS THAN USUAL?



HighLiners and Battery garages



THE LIDGET COMPTON HIGHLINER

The Lidget Compton HighLiner building is designed for all applications where an increased eaves height and greater door clearances are required.

The Lidget Compton Design&Build service will literally design the building around your requirements. The full range of wall finishes, plastisol roof and side wall cladding in the full range of colours, Metrotile roof tiles are all available.

Whatever your requirement, the appearance can be specified to blend with and enhance the local environment.

Our CAD drawing facility can offer you detailed drawings and our engineers can offer you the advice you want to deliver the building you need.



Tip

For more details on our range of highliner, battery garages and commercial buildings please contact us.

BATTERY GARAGES

Lidget Compton Commercial can supply a range of battery garages, based on the Pent standard garage.

A cost effective way of providing multiple garaging, battery garages can be constructed in multiple units from two to as many as you may require.

Stepped garages, back to front draining, back to back garages, L-shaped buildings – all these can be supplied to make maximum use of an area.

The Lidget Compton Design&Build service will provide quotations based on your requirements, and can provide plans for submission to Local Authorities.

Spar, Brick and Stone effect and a range of Textured finishes all improve the potential of meeting clients and Local Authority requirements.

A range of main door styles, roof options, Plastisol, PVCu and RealBrick front posts means that we can provide a fully flexible range.



DESIGN&BUILD

If you can't see the building you want, talk to your agent or tell us, and we'll work with you to design and build one to fit your needs exactly. Call **01709 881844** or visit www.lidget.co.uk/designandbuild



BEFORE



AFTER



IF WE CAN BUILD IT, WE WILL

Let us know the length, width, eaves height, door width and height, window and access requirements:



designandbuild@lidget.co.uk



01709 881844



www.lidget.co.uk/designandbuild



LIDGET Compton
The Best Concrete Garage

BESPOKE OPTIONS



Wall and Roof finishes

A garage/shed or workshop is a significant addition to any property. We all want our homes to look their best for our own enjoyment and also to improve their value wherever possible.

THE LIDGET COMPTON WALL FINISHES

The beauty of the flexible Lidget Compton range is that all of our finishes are available on all of our range, whether you want a garage, shed, workshop, garden room or lean-to - the choice is yours. The choice that we offer maximises the appearance of your building – enhances kerb appeal and blends in just that bit better.

Spar

Spar finish, standard across our range, was chosen because it blends well with almost any type of property. The substantial size of the spar chipping gives a rugged finish.



Brick or Stone

Most houses in the UK are built from brick, which is why we introduced our Sectional Brick range. A unique and patented wall finish, it is factory applied to our concrete panels, and the finished building looks like a traditional building, but at a fraction of the price. The choice of colours ensures that our buildings will match most houses. Antique Red and Buff brick finish is also available with 'Accent colours' (a complementary shading colour added to the occasional brick). And, if you live in an area of predominantly stone buildings, we offer two sectional Stone Effect finishes as well, Cotswold and Pennine.*

Lidget Compton Smooth Textured Finish

Don't want Brick or Stone? Why not look at the Lidget Compton Smooth Textured finish range? A resin based render finish, site applied, amazingly durable with good looks to match, and we can supply in a colour to match your house. With no joins and looking like a traditionally rendered building, again at a fraction of the price of traditional construction, we offer four different colourways, (White, Magnolia, French Stone or Palace Grey).

Garaclad Textured PVCu Cladding

Want a timber effect building? Then Garaclad is the answer. Double feather edged and made from durable PVCu, Garaclad offers the look of a timber building but on a robust concrete building, and unlike timber will never rot, warp or split. It is also very low maintenance and will never need painting, a simple wipe down with soapy water will keep it looking pristine.

Garaclad is available in six attractive colours, (White, Sand, Cream, Light Blue, Light Grey and Enviro Green).

* Brick and Stone finish only available on standard 6' 6" (1.98m) eaves height.

ROOF FINISHES

Pent





Sloping from front to rear, the Pent is fitted as standard with one piece galvanized steel roof sheets (no joints to leak, up to 20' 6" (6.25m)) and coated internally with a Grafo-Therm anti-condensation treatment.

Bespoke Option: Maintenance free, box section coloured Platisol roof sheets are available in a range of six colours:



Pent Mansard




Metrotile granular galvanized steel pantile profile roof tiles to the front elevation. Choose from 6 colours to blend with your house: Charcoal, Brindle, Green, Terracotta, Red and Bronze.

Apex



SPANISH RED



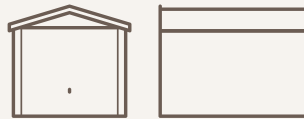
With a 12.5° roof pitch, thicker fibre cement roof sheets, natural grey in colour, are supplied as standard. A close fitting ridge for a better appearance and better weathering and eaves filler is also supplied at no extra cost.

Bespoke Option: a range of 7 different painted colours are available to enhance the appearance of your building.




A TRANSLUCENT ROOF SHEET OPTION IS ALSO AVAILABLE

Apex 15



Supplied in Bold Roll profile fibre cement roof tiles, and with a 15° roof pitch, the look of the Apex 15 roof makes it one of the most popular choices in the Apex range, the terracotta colour adding a distinct appearance. Apex 15 is fitted with eaves filler at no extra cost.

Apex 20



The top of the range garage, fitted with Metrotile granular galvanized steel pantile profile roof tiles on a traditionally constructed roof, pitched at 20° and fully lined with untearable felt.

Your choice of 6 colours to blend with your property ensures maximum kerb appeal and value.

Apex 90



The transverse roof on the Apex 90 consists of platisol coated, galvanized steel tile effect roof sheets complete with factory applied anti-condensation lining to ensure optimum performance, and is available in 4 attractive colours.

Please note the roof rafters on our buildings should only be used to support ancillary equipment such as lights and should not be used to support heavy items for example punch bags or gym equipment.

BESPOKE OPTIONS



Main doors: Up and Over

All of our garages are supplied with the up and over door positioned centrally. Depending on the width of your building, the door can be positioned to the left or right hand side, to facilitate an offset drive. On the larger buildings, a personnel door can be fitted in addition to the main door. See the Lidget Compton website for more details:

www.lidget.co.uk/maindoorpositions

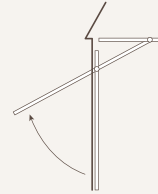
Our single garages have one up and over as standard, and our doubles have two.

Style

The range is supplied in the six styles shown below.



The largest part of your garage visible from the road, the main door has the biggest effect on the appearance of your building.



That's why we offer perhaps the largest choice of main doors, sizes, styles and colours so you can make your building personal to you.

UP AND OVER DOORS

We use Hörmann doors to supply our up and over range. Hörmann are the biggest door supplier in Europe, and for good reason! Massive amounts of money have been spent on research and development to ensure that the doors function supremely well, last (they have a 10-year safe and reliable operation guarantee) and look good too.

Our standard up and over doors are all pre-framed, fully retractable and are supplied ready hung for immediate use. This means that each door is factory fitted and will operate at its maximum. Made from galvanised steel, powder-coated for long life, the style and colour choice is unbeaten. These are not the cheapest doors available, but they are the best.



HORIZONTAL



ILKLEY



SIDE HUNG



GEORGIAN



GEORGIAN DECOGRAIN ROSEWOOD



CHEVRON



VERTICAL



VERTICAL DECOGRAIN GOLDENOK



Colour

The range is supplied in White Powdercoat finish as standard, with the option of Decograin Golden Oak or Rosewood, or a choice of 6 colours.

Size

Our buildings are supplied as standard with either a 7' (2.13m), 8' (2.44m) , 9' (2.74m) or 10' (3.05m) wide door. We have listed the other upgrades available in our Price Guide (page 8). In our domestic range, main doors are supplied at a standard height of 6' 6" (1.98m), and also supplied 7' (2.13m) and 7' 6" (2.29m), depending on the building height.

Extra point locking

Available on doors up to 9' (2.74m) wide, giving additional security with 4 point locking.

No up and over door

If you have your own door, we will build the garage leaving the opening for you to fit your own door. More typically, if you want to specify a Workshop building, we will infill the front elevation and replace the up and over door with a standard 3' (0.91m) wide personnel door, at no extra charge. You have the facility to put in a window as well as the personnel door, if required.



Side-hung timber doors

Manufactured on site, we offer side hung timber doors. Framed, ledged and braced, they are supplied in 7' (2.13m) and 8' (2.44m) widths and standard height, 6' 6" (1.98m).

Throughway

Add a main door in the rear wall to give full access to ground to the rear when access is restricted.



Remote control operator

Press the button, and drive in! No more getting wet as you try and get the key into the lock as it's pouring with rain. In addition to making it easier to use, it adds security. The door is held in the closed position by the opening mechanism being locked. We always advise the addition of a personnel door if you are fitting a remote control operator.

We offer also an internal switch and a key operated override, fitted to the outside of the up and over door. This item is essential if your garage has no personnel door. Supplied with an internal courtesy light and two handsets. For more details please have a look at: www.lidget.co.uk/remotecontrol

BESPOKE OPTIONS



Main doors: Rollershutter and Sectional



Our range of Rollershutter and Sectional doors are supplied by GDS, the market leading company that specialises in the manufacture of these doors.

ROLLERSHUTTER AND SECTIONAL DOORS

Rollershutter doors are formed from heavy steel that is then coated in low-maintenance PVC. Designed for superior durability and security, you can also park right up to the door. Sectional doors are the ultimate in design and draught-proof. With several colour and window options you can perfectly match the architecture of your home.



Tip

All of our garages can be made into workshops by simply replacing the up and over door with personnel door. On two door garages, combine a workshop or store with your garage, replace just one door and create a store or workshop, still leaving a single garage.

lidget.co.uk



Park right up to your door

Our doors never swing out which means you can use all of your driveway.



Full perimeter weather seal

Helps keep wind, debris and moisture outside, where it belongs! (Available on Sectional Doors only).



Additional security

Dual lock bars and full length galvanized steel vertical guides provide excellent protection against forced entry.



Window options

You can add style and light with any of our window options. (Available on Sectional Doors only).



Colour options

Comprehensive colour options to add your individual touch – be different.

We offer a remote control door opener on certain models in our Roller and Sectional door range. See www.lidget.co.uk/remotecomtrol



Rollershutter doors


- Available in White or choice of 5 colours plus 2 Decograin finishes
- In order to fit rollershutter doors on the Apex range, you need to specify 7' (2.13m) eaves at additional cost, see your agent for information.



- In order to fit a roller shutter door to a Pent garage we have to raise the front fascia height by 3" (76mm)
- Due to the orientation of the roof, we cannot fit roller shutter doors to the Apex90

Sectional doors

- Available as standard in White and in 6 colours plus 2 Decograin finishes
- 5 window options available, plus Decra Lead™ and Decra Glass™, see our website for details.



BESPOKE OPTIONS



Personnel doors

NEW & EXCLUSIVE FOR 2014



MOSS GREEN



SIGNAL BLUE



BLACK



BROWN



GOLDEN OAK



ROSEWOOD

PERSONNEL DOORS

If space permits, we recommend a personnel access door. It allows easier access to your stored items, and means that you don't have to go around to the front of your garage each time you need to get in (and it is an essential addition if you have a remote control electric door opener).

Steel **NEW**

Brand new for 2014 and exclusive to Lidget Compton, our new range of vertical ribbed access doors from GDS feature a whole host of new and improved features as standard. The door can be supplied right or left hand hung (viewed from outside), and opening in or out.

- 4 point locking, dual latch centre locks and stainless steel security plate for extra security fitted as standard
- Rain guard lintels, all steel door frame and neoprene door seal help prevent water ingress
- Colour: A range of colours (see left) are available
- Size: Supplied in 4 sizes, 3' (0.46m) and 4' (1.22m) wide, extra high 3' (0.46m) x 7'6 (2.29m) and extra wide & high 4' (1.22m) x 7'6 (2.29m).

Timber

Factory manufactured, we supply two options: Standard and Deluxe. Factory treated with preservative, the softwood doors are available either 3' (0.91m) or 4' (1.22m) wide, they can be supplied left or right hand hung, opening in or out.

PVCu

As part of our maintenance free Bespoke Options, supplied in white double glazed PVCu, we can also offer fully glazed, part glazed or fully boarded personnel doors, and as left or right hand hung, opening in or out, the choice is yours. All part of the famous Lidget Compton market leading flexibility.

To complement the doors and windows in your home, or just because you like the look of the alternative, we can also supply coloured PVCu – Decograin Golden Oak or Rosewood to transform the look of your building.



TIMBER DELUXE



TIMBER STANDARD



PVCu FULL GLAZED



PVCu HALF GLAZED



PVCu FULLY BOARDED



PVCu DECOGRAIN GOLDEN OAK



4 POINT LOCKING AS STANDARD

PVCU frames

Supplied as standard on our Garden room range, we offer a range of PVCu frames either fully glazed, half glazed or panelled. See pages 18 – 19

Find pricing and sizes on page 6 of our price guide or visit

www.lidget.co.uk/instantquote to get an instant quote



Windows, fascias and other options

WINDOWS


Timber

All buildings have a fixed timber window included as standard. Factory preservative treated and single glazed, we normally fit a 4' (1.22m) fixed window into our standard height buildings. (Standard window width for 7' 6" (2.29m) to eaves is 3' (0.91m) wide, as the standard panels are 1' 6" (0.46m) wide in our extra high range). Although factory treated with preservative, timber windows will need additional treatment. Also available in 2' (0.61m) (or 1' 6" (0.46m) for extra high) width.

PVCu

We offer PVCu double glazed windows, fixed and opening, in White or Decograin Golden Oak or Rosewood also available in Georgian Wired or Obscured glass.

Windows (and personnel doors) cannot be positioned to take the place of the two panels making up a corner, front or rear, or directly underneath a roof truss. For more information on window and PVCu unit positioning talk to your agent or contact us.



FASCIAS

All shapes (except Pent Mansard & Apex90) are supplied with timber fascias, and vergeboards as standard. Available as an option, we offer maintenance free fascias in White PVCu, with Decograin Golden Oak and Rosewood upgrades.

OTHER OPTIONS

Gutters

Optional PVCu guttering is supplied with downpipe and shoe, and is offered in White, Black or Brown.

Shelf stack

Available in 2' (0.61m), 4' (1.22m) and 6' (1.83m) widths.

Lining clips

Galvanised clips to fix timber 'grounds' to the concrete wall so you can line your building, or fix a consumer unit or electrical switch.

Partitions

An internal dividing wall will give you the ability to create a Workshop/Shed, Storeroom or Garden Room at the end of your building.

Sand and Cement fillet

We can lay a sand and cement fillet to help prevent water getting under the concrete wall panels.

Timber Weather Bar

Again, we can supply a Timber Weather Bar to help prevent water and debris blowing under the up and over door (not necessary with Rollershutter/Sectional doors).



WHITE GUTTERING



LINING CLIPS



BROWN GUTTERING



BLACK GUTTERING



SHELF STACK



PARTITION



LIDGET *Compton*
The Best Concrete Garage

THE MOST FLEXIBLE
CONCRETE BUILDING COMPANY?



Design&Build



Lidget Compton are perhaps the most flexible concrete building company in the market today.

The range of buildings sizes, widths, lengths and heights combined with finishes and a range of options that is better than most, ensures that most customers can find what they need from our range using our Bespoke Options.

If you are still looking for a building that is not in our standard offering, please give us the opportunity to provide a building that suits your needs. The Lidget Compton Design&Build service can lead to a building manufactured for you. Whatever you need your building for, talk to your agent or give us a call.

(All of our lean-to range are classed as Design&Build due to the nature of fixing buildings to a house wall. We need to know the positions of doors and windows in your house, vents, pipes, meters etc. so that we can ensure our building fits. Flashing to house wall not included, by others).

Let us know the size you want, the shape you prefer and the function that you want the building to provide, and we'll do our best to help.



From dog kennels to fitness studios, from offices to music rooms, L-shaped buildings, extra high buildings, nothing is too much trouble for Lidget Compton engineers.

✉ designandbuild@lidget.co.uk

☎ **01709 881844**

🌐 www.lidget.co.uk/designandbuild



Tip

Ask your agent for advice on the right building for you, and take advantage of the free no obligation site survey offered by most agents. They will help you at every stage of your project.

lidget.co.uk

INSTALLATION



Guidance on positioning and base

POSITIONING YOUR BUILDING

Make sure that you look up when measuring your building – overhanging trees will need to be taken into account. Remember that guttering will overhang the base of your garage by 6" (150mm) minimum, so allow for that when measuring out your base, especially when close to a property dividing line. Don't forget an up and over door has a 'throw' of 3' 4" minimum, allow for this or you will be unable to open your door! Same for personnel doors, allow 3' to open a 3' wide door.

CONCRETE BASE DETAILS

We cannot build on tarmac, paving blocks or slabs as they are inherently unstable. Any building is only as good as its foundations, and this holds true for our buildings as well.


You will need to provide a concrete base designed to suit local soil conditions. Sandy soil, free draining will need a different base design to heavy clay soils. Your base will need to be square (meaning all the corners are 90°), flat and level. It should be above surrounding ground level by the minimum of 1". It should be 6" longer and wider than the external dimensions of your building. Please don't build your base with a fall to the front.




GOOD BASE POSITIONING



POOR BASE POSITIONING (CORNERS NOT AT RIGHT ANGLES)



IF THE DISTANCE BETWEEN A-B IS EQUAL TO C-D, YOU HAVE A SQUARE BASE



If your drive slopes down to the garage, you will need to put in a gully to take away the water, if there is a wall or bank around the building, you need to ensure adequate drainage. Our agents will provide advice, and will often provide a service to replace, refurbish or provide a new base.

You may need Local Authority approval, either planning or building regulation. You may obtain advice from your agent, but you will need a letter of confirmation to be absolutely sure.

See: www.lidget.co.uk/approvals for more details or talk to your agent for advice.

DELIVERY OF YOUR BUILDING

Our buildings are heavy. They need large lorries to carry them. So we don't damage your building or our operatives, we utilise lorry mounted forklifts. This is why we ask you to complete our Help the Driver form, so we can select the right combination of vehicle to get your building onto the base. Please don't hesitate to call customer services if you are in any doubt about delivery or access, redelivery will attract an additional charge. We are sorry, but for health and safety and insurance reasons, we cannot deliver through your house or outbuilding.





LIDGET *Compton*
The Best Concrete Garage

THE COMPLETE LIDGET COMPTON
PRODUCT RANGE

You've seen what's possible with Lidget Compton. What's next?

The **Lidget Compton Price Guide** has all the information you need to start creating a building that's right for you. But you can always talk to your agent or:



01709 881844 (fax 01709 881015)

Give us a call and tell us what you need, we'll find a way to make it happen.



sales@lidget.co.uk

If you have more detailed requirements, send us an email and we'll tell your agent and get right back to you.



www.lidget.co.uk/instantquote

If you know exactly what you want, get online and we'll quote it on the spot.

If you need something extra...



Don't forget our **Design&Build** service for your more bespoke projects:

visit www.lidget.co.uk/designandbuild

or email designandbuild@lidget.co.uk



Our Agents are there to answer all your questions. Just ask.

Your local agent is;

Lidget Compton, Albion Drive, Thurnscoe, South Yorkshire, S63 0BA

lidget.co.uk

All information correct at time of going to press. Photos are for illustration purposes only. Terms and conditions apply. We reserve the right to change product specification without notice. E&OE.