

| Dalbury /Combination/Canopy (Includes EPDM Rubber Roof & MDF Internals) JULY 2024 PRICE LIST | | | | | | | | | | | | |
|--|-----------------|-----------|--------|--------|----------------------------------|----------------------------|-----------------|------------------------------------|---------|------------|-----------|-------|
| 6ft Gable | Factory Painted | Composite | Cedar | Fluted | Concealed Nailing (Painted Only) | Plastered Interior (White) | Insulated Floor | Guttering & Downpipe (Black/White) | Bearers | Plinth Kit | | |
| | | | | | | | | | | Painted | Composite | Cedar |
| 8' x 6' (2.43m x 1.82m) | £4962 | £6905 | £8182 | £8590 | £690 | £540 | £225 | £115 | £105 | £140 | £210 | £280 |
| 10' x 6' (3.04m x 1.82m) | £5985 | £8314 | £9867 | £10361 | £815 | £650 | £270 | £130 | £125 | £155 | £240 | £315 |
| 12' x 6' (3.65m x 1.82m) | £7003 | £9746 | £11551 | £12126 | £945 | £760 | £315 | £145 | £165 | £175 | £270 | £350 |
| 14' x 6' (4.26m x 1.82m) | £8021 | £11166 | £13230 | £13892 | £1,075 | £870 | £350 | £160 | £165 | £195 | £295 | £385 |
| 16' x 6' (4.87m x 1.82m) | £9039 | £12592 | £14915 | £15663 | £1,200 | £985 | £390 | £180 | £230 | £210 | £325 | £420 |
| 18' x 6' (5.48m x 1.82m) | £10062 | £14007 | £16600 | £17428 | £1,330 | £1,095 | £430 | £195 | £230 | £225 | £355 | £455 |
| 20' x 6' (6.09m x 1.82m) | £11080 | £15433 | £18279 | £19193 | £1,460 | £1,205 | £475 | £210 | £230 | £245 | £385 | £490 |
| 22' x 6' (6.70m x 1.82m) | £12098 | £16853 | £19964 | £20964 | £1,590 | £1,315 | £515 | £230 | £270 | £265 | £415 | £525 |
| 24' x 6' (7.31m x 1.82m) | £13121 | £18273 | £21648 | £22729 | £1,715 | £1,425 | £555 | £250 | £365 | £285 | £445 | £560 |
| Additional 2ft | £1017 | £1420 | £1685 | £1,771 | £130 | £110 | £45 | £17 | £30 | £17 | £30 | £40 |
| 8ft Gable | Factory Painted | Composite | Cedar | Fluted | Concealed Nailing (Painted Only) | Plastered Interior (White) | Insulated Floor | Guttering & Downpipe (Black/White) | Bearers | Plinth Kit | | |
| | | | | | | | | | | Painted | Composite | Cedar |
| 8' x 8' (2.43m x 2.43m) | £5514 | £7682 | £9102 | £9556 | £805 | £600 | £265 | £115 | £140 | £165 | £260 | £340 |
| 10' x 8' (3.04m x 2.43m) | £6624 | £9228 | £10930 | £11477 | £935 | £720 | £300 | £130 | £140 | £190 | £285 | £375 |
| 12' x 8' (3.65m x 2.43m) | £7740 | £10781 | £12759 | £13397 | £1,065 | £840 | £345 | £145 | £200 | £205 | £315 | £410 |
| 14' x 8' (4.26m x 2.43m) | £8855 | £12328 | £14593 | £15323 | £1,190 | £960 | £385 | £160 | £200 | £220 | £345 | £445 |
| 16' x 8' (4.87m x 2.43m) | £9964 | £13880 | £16427 | £17250 | £1,320 | £1,085 | £425 | £180 | £245 | £235 | £375 | £480 |
| 18' x 8' (5.48m x 2.43m) | £11080 | £15427 | £18256 | £19170 | £1,445 | £1,205 | £470 | £195 | £245 | £260 | £405 | £515 |
| 20' x 8' (6.09m x 2.43m) | £12195 | £16979 | £20090 | £21096 | £1,570 | £1,325 | £510 | £210 | £245 | £275 | £430 | £550 |
| 22' x 8' (6.70m x 2.43m) | £13305 | £18526 | £21909 | £23017 | £1,700 | £1,445 | £550 | £230 | £285 | £295 | £460 | £585 |
| 24' x 8' (7.31m x 2.43m) | £14421 | £20073 | £23747 | £24937 | £1,830 | £1,570 | £590 | £250 | £385 | £310 | £490 | £615 |
| Additional 2ft | £1109 | £1552 | £1834 | £2047 | £130 | £120 | £45 | £17 | £30 | £17 | £30 | £40 |
| 10ft Gable | Factory Painted | Composite | Cedar | Fluted | Concealed Nailing (Painted Only) | Plastered Interior (White) | Insulated Floor | Guttering & Downpipe (Black/White) | Bearers | Plinth Kit | | |
| | | | | | | | | | | Painted | Composite | Cedar |
| 8' x 10' (2.43m x 3.04m) | £6618 | £9217 | £10925 | £11471 | £925 | £720 | £290 | £115 | £155 | £205 | £310 | £410 |
| 10' x 10' (3.04m x 3.04m) | £7825 | £10884 | £12891 | £13535 | £1,050 | £850 | £335 | £130 | £155 | £220 | £340 | £445 |
| 12' x 10' (3.65m x 3.04m) | £9033 | £12558 | £14852 | £15594 | £1,175 | £980 | £375 | £145 | £205 | £240 | £365 | £480 |
| 14' x 10' (4.26m x 3.04m) | £10240 | £14225 | £16824 | £17664 | £1,305 | £1,115 | £415 | £160 | £205 | £260 | £395 | £515 |
| 16' x 10' (4.87m x 3.04m) | £11454 | £15898 | £18785 | £19722 | £1,435 | £1,245 | £455 | £180 | £260 | £275 | £425 | £550 |
| 18' x 10' (5.48m x 3.04m) | £12655 | £17566 | £20751 | £21786 | £1,560 | £1,375 | £495 | £195 | £260 | £295 | £455 | £585 |
| 20' x 10' (6.09m x 3.04m) | £13863 | £19233 | £22718 | £23856 | £1,690 | £1,505 | £540 | £210 | £260 | £310 | £485 | £615 |
| 22' x 10' (6.70m x 3.04m) | £15070 | £20901 | £24679 | £25909 | £1,820 | £1,640 | £580 | £230 | £295 | £325 | £515 | £655 |
| 24' x 10' (7.31m x 3.04m) | £16278 | £22575 | £26645 | £28778 | £1,950 | £1,770 | £615 | £250 | £395 | £345 | £540 | £690 |
| Additional 2ft | £1207 | £1673 | £1960 | £2058 | £130 | £130 | £45 | £17 | £30 | £17 | £30 | £40 |

| Dalbury /Combination/Canopy (Includes EPDM Rubber Roof & MDF Internals) | | | | | | | | | | | | |
|---|-----------------|-----------|--------|--------|----------------------------------|----------------------------|-----------------|------------------------------------|---------|------------|-----------|-------|
| 12ft Gable | Factory Painted | Composite | Cedar | Fluted | Concealed Nailing (Painted Only) | Plastered Interior (White) | Insulated Floor | Guttering & Downpipe (Black/White) | Bearers | Plinth Kit | | |
| | | | | | | | | | | Painted | Composite | Cedar |
| 8' x 12' (2.43m x 3.65m) | £9556 | £13299 | £15766 | £16554 | £1,165 | £1,040 | £320 | £115 | £175 | £225 | £345 | £455 |
| 10' x 12' (3.04m x 3.65m) | £11040 | £15364 | £18181 | £18331 | £1,295 | £1,200 | £360 | £130 | £175 | £245 | £375 | £490 |
| 12' x 12' (3.65m x 3.65m) | £12517 | £17434 | £20596 | £20757 | £1,425 | £1,360 | £405 | £145 | £220 | £265 | £405 | £525 |
| 14' x 12' (4.26m x 3.65m) | £14000 | £19498 | £23005 | £24155 | £1,550 | £1,520 | £445 | £160 | £220 | £280 | £430 | £560 |
| 16' x 12' (4.87m x 3.65m) | £15490 | £21562 | £25426 | £26697 | £1,680 | £1,685 | £485 | £180 | £270 | £295 | £460 | £595 |
| 18' x 12' (5.48m x 3.65m) | £16968 | £23626 | £27841 | £29233 | £1,810 | £1,845 | £525 | £195 | £270 | £315 | £490 | £630 |
| 20' x 12' (6.09m x 3.65m) | £18451 | £25691 | £30256 | £31768 | £1,940 | £2,005 | £565 | £210 | £270 | £335 | £520 | £665 |
| 22' x 12' (6.70m x 3.65m) | £19935 | £27761 | £32671 | £34304 | £2,065 | £2,165 | £605 | £230 | £310 | £360 | £550 | £700 |
| 24' x 12' (7.31m x 3.65m) | £21413 | £29825 | £35080 | £36835 | £2,190 | £2,325 | £650 | £250 | £410 | £380 | £580 | £735 |
| Additional 2ft | £1483 | £2070 | £2415 | £2535 | £130 | £160 | £45 | £17 | £30 | £17 | £30 | £40 |
| 14ft Gable | Factory Painted | Composite | Cedar | Fluted | Concealed Nailing (Painted Only) | Plastered Interior (White) | Insulated Floor | Guttering & Downpipe (Black/White) | Bearers | Plinth Kit | | |
| | | | | | | | | | | Painted | Composite | Cedar |
| 8' x 14' (2.43m x 4.26m) | £11765 | £16365 | £19412 | £20383 | £1,400 | £1,280 | £355 | £115 | £190 | £260 | £385 | £515 |
| 10' x 14' (3.04m x 4.26m) | £13696 | £18871 | £24435 | £23983 | £1,530 | £1,490 | £395 | £130 | £190 | £275 | £415 | £550 |
| 12' x 14' (3.65m x 4.26m) | £15645 | £21379 | £25846 | £27140 | £1,660 | £1,700 | £435 | £145 | £245 | £290 | £445 | £585 |
| 14' x 14' (4.26m x 4.26m) | £17578 | £23891 | £29060 | £30515 | £1,780 | £1,910 | £480 | £160 | £245 | £310 | £475 | £615 |
| 16' x 14' (4.87m x 4.26m) | £19515 | £26398 | £32286 | £33902 | £1,910 | £2,120 | £520 | £180 | £285 | £325 | £500 | £655 |
| 18' x 14' (5.48m x 4.26m) | £21453 | £28905 | £35506 | £37283 | £2,040 | £2,330 | £560 | £195 | £285 | £345 | £530 | £690 |
| 20' x 14' (6.09m x 4.26m) | £23391 | £31418 | £38725 | £40664 | £2,170 | £2,545 | £600 | £210 | £285 | £360 | £560 | £725 |
| 22' x 14' (6.70m x 4.26m) | £24627 | £33925 | £41940 | £44039 | £2,300 | £2,675 | £645 | £230 | £340 | £380 | £590 | £755 |
| 24' x 14' (7.31m x 4.26m) | £27266 | £36432 | £45166 | £47426 | £2,425 | £2,965 | £680 | £250 | £425 | £395 | £615 | £795 |
| Additional 2ft | £1938 | £2507 | £3214 | £3375 | £130 | £210 | £45 | £17 | £30 | £17 | £30 | £40 |

| Partition for Dalbury Combination (Please note doors are not included) | | | | | | | | | |
|--|------|-------------|------|--------------|------|--------------|------|--------------|--------|
| 6ft (1.82m) | £485 | 8ft (2.43m) | £635 | 10ft (3.04m) | £790 | 12ft (3.65m) | £965 | 14ft (4.26m) | £1,090 |
| Internal Door £315 | | | | | | | | | |

| Price for Dalbury Canopy - Includes Rear Panel As Standard | | | | | | | | | |
|--|--------------------|-----------|--------|-------------|-----------|--------|-------------|-----------|--------|
| Gable Size | Standard (Per 2ft) | | | Half Return | | | Full Return | | |
| | Painted | Composite | Cedar | Painted | Composite | Cedar | Painted | Composite | Cedar |
| 6ft (1.82m) | £335 | £660 | £930 | £250 | £630 | £950 | £485 | £1,255 | £1,900 |
| 8ft (2.43m) | £455 | £795 | £1,055 | £310 | £790 | £1,190 | £605 | £1,560 | £2,375 |
| 10ft (3.04m) | £575 | £930 | £1,185 | £365 | £945 | £1,430 | £730 | £1,875 | £2,845 |
| 12ft (3.65m) | £700 | £1,065 | £1,310 | £425 | £1,100 | £1,620 | £855 | £2,180 | £3,320 |
| 14ft (4.26m) | £820 | £1,195 | £1,440 | £485 | £1,255 | £1,905 | £970 | £2,490 | £3,790 |

| The Kingsley (Includes Felt Tiled Roof & MDF Internals) | | | | | | | | | | |
|---|-----------------|--------|----------------------------------|-----------------|------------------------------------|---------|------------|-------|-------------|---------------------------------|
| Size | Factory Painted | Cedar | Concealed Nailing (Painted Only) | Insulated Floor | Guttering & Downpipe (Black/White) | Bearers | Plinth Kit | | Cedar Slats | Cedar Shingles/ Slate Eco Tiles |
| | | | | | | | Painted | Cedar | | |
| 8' x 8' (2.43m x 2.43m) | £11011 | £18175 | £1,400 | £265 | £420 | £140 | £175 | £350 | £1,360 | £1,765*(no eco tiles) |
| 10' x 10' (3.04m x 3.04m) | £14685 | £24236 | £1,645 | £320 | £455 | £190 | £190 | £375 | £1,585 | £2,240 |
| 12' x 12' (3.65m x 3.65m) | £18365 | £30300 | £1,890 | £380 | £490 | £230 | £200 | £395 | £1,790 | £2,710 |

* Eco Slate Tiles - not available on an 8x8 Kingsley

| The Walton (Includes Felt Tiles & MDF Internals) | | | | | | | | | | | | |
|--|-----------------|-----------|--------|----------------------------------|-----------------|------------------------------------|---------|------------|-----------|-------|-------------|---------------------------------|
| 6ft Gable Size | Factory Painted | Composite | Cedar | Concealed Nailing (Painted Only) | Insulated Floor | Guttering & Downpipe (Black/White) | Bearers | Plinth Kit | | | Cedar Slats | Cedar Shingles/ Slate Eco Tiles |
| | | | | | | | | Painted | Composite | Cedar | | |
| 8' x 6' (2.43m x 1.82m) | £6256 | £8291 | £10327 | £1,010 | £225 | £215 | £105 | £140 | £210 | £280 | £605 | £1,025 |
| 10' x 6' (3.04m x 1.82m) | £7463 | £9890 | £12322 | £1,140 | £270 | £245 | £125 | £155 | £240 | £315 | £710 | £1,360 |
| 12' x 6' (3.65m x 1.82m) | £8671 | £11494 | £14311 | £1,265 | £310 | £275 | £165 | £175 | £270 | £350 | £870 | £1,690 |
| 14' x 6' (4.26m x 1.82m) | £9878 | £13092 | £16300 | £1,395 | £350 | £300 | £165 | £195 | £295 | £385 | £1,010 | £2,025 |
| 16' x 6' (4.87m x 1.82m) | £11086 | £14691 | £18296 | £1,525 | £390 | £335 | £230 | £210 | £325 | £420 | £1,150 | £2,355 |
| 18' x 6' (5.48m x 1.82m) | £12293 | £16295 | £20286 | £1,650 | £430 | £360 | £230 | £225 | £355 | £455 | £1,295 | £2,690 |
| 20' x 6' (6.09m x 1.82m) | £13501 | £17888 | £22281 | £1,775 | £475 | £390 | £230 | £245 | £385 | £490 | £1,440 | £3,020 |
| 22' x 6' (6.70m x 1.82m) | £14697 | £19492 | £24275 | £1,905 | £515 | £420 | £270 | £265 | £415 | £525 | £1,585 | £3,355 |
| 24' x 6' (7.31m x 1.82m) | £15916 | £21091 | £26260 | £2,035 | £555 | £450 | £365 | £285 | £445 | £560 | £1,730 | £3,690 |
| Additional 2ft | £1207 | £1604 | £1995 | £130 | £45 | £30 | £30 | £17 | £30 | £40 | £145 | £335 |
| 8ft Gable Size | Factory Painted | Composite | Cedar | Concealed Nailing (Painted Only) | Insulated Floor | Guttering & Downpipe (Black/White) | Bearers | Plinth Kit | | | Cedar Slats | Cedar Shingles/ Slate Eco Tiles |
| | | | | | | | | Painted | Composite | Cedar | | |
| 8' x 8' (2.43m x 2.43m) | £7176 | £9516 | £11845 | £1,890 | £265 | £215 | £140 | £165 | £260 | £340 | £710 | £1,340 |
| 10' x 8' (3.04m x 2.43m) | £8475 | £11235 | £13989 | £2,095 | £300 | £245 | £140 | £190 | £285 | £375 | £870 | £1,675 |
| 12' x 8' (3.65m x 2.43m) | £9780 | £12960 | £16140 | £2,315 | £345 | £275 | £200 | £205 | £315 | £410 | £1,050 | £2,010 |
| 14' x 8' (4.26m x 2.43m) | £11080 | £14679 | £18285 | £2,520 | £385 | £300 | £200 | £220 | £345 | £445 | £1,230 | £2,340 |
| 16' x 8' (4.87m x 2.43m) | £12385 | £16404 | £20429 | £2,745 | £425 | £335 | £245 | £240 | £375 | £480 | £1,355 | £2,675 |
| 18' x 8' (5.48m x 2.43m) | £13679 | £18130 | £22575 | £2,950 | £465 | £360 | £245 | £260 | £405 | £515 | £1,545 | £3,000 |
| 20' x 8' (6.09m x 2.43m) | £14985 | £19850 | £24719 | £3,170 | £510 | £390 | £245 | £275 | £430 | £550 | £1,735 | £3,340 |
| 22' x 8' (6.70m x 2.43m) | £16284 | £21580 | £26869 | £3,385 | £550 | £420 | £285 | £295 | £460 | £585 | £1,965 | £3,665 |
| 24' x 8' (7.31m x 2.43m) | £17589 | £23299 | £29015 | £3,600 | £590 | £450 | £385 | £310 | £490 | £615 | £2,175 | £4,000 |
| Additional 2ft | £1305 | £1725 | £2150 | £130 | £45 | £30 | £30 | £17 | £230 | £40 | £145 | £335 |

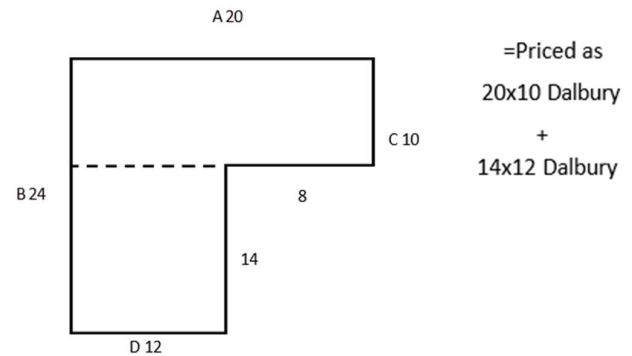
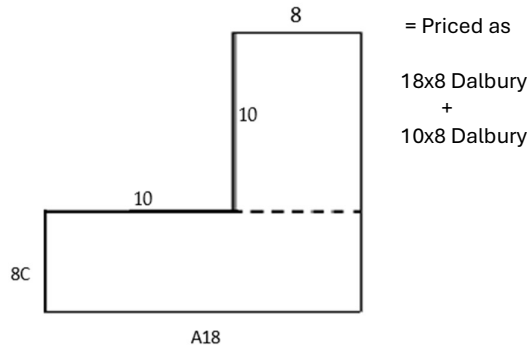
| The Walton (Includes Felt Tiles & MDF Internals) | | | | | | | | | | | | |
|--|-----------------|-----------|---------|----------------------------------|-----------------|------------------------------------|---------|------------|-----------|-------|-------------|---------------------------------|
| 10ft Gable Size | Factory Painted | Composite | Cedar | Concealed Nailing (Painted Only) | Insulated Floor | Guttering & Downpipe (Black/White) | Bearers | Plinth Kit | | | Cedar Slats | Cedar Shingles/ Slate Eco Tiles |
| | | | | | | | | Painted | Composite | Cedar | | |
| 8'x 10' (2.43mx3.04m) | £8636 | £11454 | £14260 | £1285 | £290 | £215 | £155 | £205 | £310 | £410 | £870 | £1,675 |
| 10'x 10' (3.04mx3.04m) | £10016 | £13276 | £16537 | £1410 | £335 | £245 | £155 | £220 | £340 | £445 | £1,005 | £2,010 |
| 12'x 10' (3.65mx3.04m) | £11400 | £15111 | £18814 | £1540 | £375 | £275 | £205 | £240 | £365 | £480 | £1,200 | £2,340 |
| 14'x 10' (4.26mx3.04m) | £12782 | £16939 | £21102 | £1670 | £415 | £300 | £205 | £260 | £395 | £515 | £1,400 | £2,675 |
| 16'x 10' (4.87mx3.04m) | £14162 | £18773 | £23380 | £1800 | £455 | £335 | £260 | £275 | £425 | £550 | £1,545 | £3,000 |
| 18'x 10' (5.48mx3.04m) | £15542 | £20602 | £25662 | £1920 | £495 | £360 | £260 | £295 | £455 | £585 | £1,935 | £3,335 |
| 20'x 10' (6.09mx3.04m) | £16928 | £22436 | £27939 | £2050 | £535 | £390 | £260 | £310 | £485 | £615 | £2,250 | £3,665 |
| 22'x 10' (6.70mx3.04m) | £18308 | £24265 | £30216 | £2180 | £580 | £420 | £295 | £325 | £515 | £655 | £2,505 | £4,000 |
| 24'x 10' (7.31mx3.04m) | £19693 | £26099 | £32504 | £2310 | £615 | £450 | £395 | £345 | £540 | £690 | £2,760 | £4,330 |
| Additional 2ft | £1380 | £1834 | £2277 | £130 | £45 | £30 | £30 | £17 | £30 | £40 | £145 | £335 |
| 12ft Gable Size | Factory Painted | Composite | Cedar | Concealed Nailing (Painted Only) | Insulated Floor | Guttering & Downpipe (Black/White) | Bearers | Plinth Kit | | | Cedar Slats | Cedar Shingles/ Slate Eco Tiles |
| | | | | | | | | Painted | Composite | Cedar | | |
| 8'x 12' (2.43mx3.65m) | £10844 | £14369 | £17888 | £1,560 | £320 | £215 | £175 | £225 | £345 | £455 | £905 | £1,980 |
| 10'x 12' (3.04mx3.65m) | £12586 | £16680 | £20775 | £1,690 | £360 | £245 | £175 | £245 | £375 | £490 | £1,145 | £2,315 |
| 12'x 12' (3.65mx3.65m) | £14335 | £18992 | £23650 | £1,810 | £405 | £275 | £220 | £265 | £405 | £525 | £1,355 | £2,645 |
| 14'x 12' (4.26mx3.65m) | £16077 | £21298 | £26525 | £1,950 | £445 | £300 | £220 | £280 | £430 | £560 | £1,565 | £2,980 |
| 16'x 12' (4.87mx3.65m) | £17825 | £23615 | £29405 | £2,075 | £485 | £335 | £270 | £295 | £460 | £595 | £1,765 | £3,310 |
| 18'x 12' (5.48mx3.65m) | £19561 | £25921 | £32280 | £2,205 | £525 | £360 | £270 | £315 | £490 | £630 | £1,985 | £3,645 |
| 20'x 12' (6.09mx3.65m) | £21303 | £28232 | £35155 | £2,335 | £565 | £390 | £270 | £335 | £520 | £665 | £2,260 | £3,980 |
| 22'x 12' (6.70mx3.65m) | £23051 | £30549 | £38036 | £2,460 | £605 | £420 | £310 | £350 | £550 | £700 | £2,535 | £4,310 |
| 24'x 12' (7.31mx3.65m) | £24794 | £32855 | £40911 | £2,590 | £650 | £450 | £410 | £365 | £580 | £735 | £2,825 | £4,645 |
| Additional 2ft | £1742 | £2311 | £2875 | £130 | £45 | £30 | £30 | £17 | £30 | £40 | £145 | £335 |
| 14ft Gable Size | Factory Painted | Composite | Cedar | Concealed Nailing (Painted Only) | Insulated Floor | Guttering & Downpipe (Black/White) | Bearers | Plinth Kit | | | Cedar Slats | Cedar Shingles/ Slate Eco Tiles |
| | | | | | | | | Painted | Composite | Cedar | | |
| 8'x 14' (2.43mx4.26m) | £13409 | £17768 | £22126 | £1,765 | £355 | £215 | £190 | £260 | £385 | £515 | £950 | £2,310 |
| 10'x 14' (3.04mx4.26m) | £15346 | £20338 | £25323 | £1,895 | £395 | £245 | £190 | £275 | £415 | £550 | £1,260 | £2,640 |
| 12'x 14' (3.65mx4.26m) | £17284 | £22900 | £28520 | £2,025 | £435 | £275 | £245 | £290 | £445 | £585 | £1,515 | £2,975 |
| 14'x 14' (4.26mx4.26m) | £19222 | £25472 | £31722 | £2,155 | £480 | £300 | £245 | £310 | £475 | £615 | £1,730 | £3,305 |
| 16'x 14' (4.87mx4.26m) | £21160 | £28042 | £34925 | £2,280 | £520 | £335 | £285 | £325 | £500 | £655 | £1,990 | £3,640 |
| 18'x 14' (5.48mx4.26m) | £23103 | £30613 | £38122 | £2,410 | £560 | £360 | £285 | £345 | £530 | £690 | £2,260 | £3,970 |
| 20'x 14' (6.09mx4.26m) | £25029 | £33177 | £341319 | £2,540 | £600 | £390 | £285 | £360 | £560 | £725 | £2,515 | £4,305 |
| 22'x 14' (6.70mx4.26m) | £26979 | £35753 | £44522 | £2,670 | £645 | £420 | £340 | £380 | £590 | £755 | £2,825 | £4,640 |
| 24'x 14' (7.31mx4.26m) | £28911 | £38318 | £47719 | £2,790 | £680 | £450 | £425 | £395 | £615 | £795 | £3,140 | £4,970 |
| Additional 2ft | £1937 | £2570 | £3197 | £130 | £45 | £30 | £30 | £17 | £30 | £40 | £145 | £335 |

| Partition for Walton (please note doors are not included) | | | | | | | | | |
|---|------|-------------|------|--------------|------|--------------|--------|--------------|--------|
| 6ft (1.82m) | £585 | 8ft (2.43m) | £770 | 10ft (3.04m) | £965 | 12ft (3.65m) | £1,165 | 14ft (4.26m) | £1,365 |
| Internal Door £315 | | | | | | | | | |

| The Dukesbury (Includes Felt Tiled Roof & MDF Internals) | | | | | | | | | | | | |
|--|-----------------|-----------|--------|----------------------------------|-----------------|------------------------------------|---------|------------|-----------|-------|-------------|---------------------------------|
| 6ft Gable Size | Factory Painted | Composite | Cedar | Concealed Nailing (Painted Only) | Insulated Floor | Guttering & Downpipe (Black/White) | Bearers | Plinth Kit | | | Cedar Slats | Cedar Shingles/ Slate Eco Tiles |
| | | | | | | | | Painted | Composite | Cedar | | |
| 8' x 6' (2.43m x 1.82m) | £8262 | £10858 | £13639 | £770 | £225 | £375 | £100 | £140 | £210 | £280 | £710 | £1,110 |
| 10' x 6' (3.04m x 1.82m) | £9188 | £12172 | £15157 | £890 | £270 | £425 | £125 | £155 | £235 | £315 | £835 | £1,425 |
| 12' x 6' (3.65m x 1.82m) | £10114 | £13397 | £16680 | £1,015 | £310 | £480 | £165 | £175 | £265 | £350 | £1,025 | £1,740 |
| 14' x 6' (4.26m x 1.82m) | £11040 | £14622 | £18198 | £1,140 | £350 | £530 | £165 | £195 | £290 | £385 | £1,175 | £2,050 |
| 16' x 6' (4.87m x 1.82m) | £11965 | £15847 | £19722 | £1,260 | £390 | £585 | £230 | £210 | £315 | £420 | £1,345 | £2,365 |
| 18' x 6' (5.48m x 1.82m) | £12891 | £17071 | £21246 | £1,385 | £430 | £635 | £230 | £230 | £345 | £455 | £1,510 | £2,685 |
| 20' x 6' (6.09m x 1.82m) | £13817 | £18296 | £22770 | £1,505 | £470 | £685 | £230 | £250 | £370 | £490 | £1,680 | £2,995 |
| 22' x 6' (6.70m x 1.82m) | £14743 | £19521 | £24293 | £1,625 | £515 | £740 | £270 | £270 | £400 | £525 | £1,850 | £3,310 |
| 8ft Gable Size | Factory Painted | Composite | Cedar | Concealed Nailing (Painted Only) | Insulated Floor | Guttering & Downpipe (Black/White) | Bearers | Plinth Kit | | | Cedar Slats | Cedar Shingles/ Slate Eco Tiles |
| | | | | | | | | Painted | Composite | Cedar | | |
| 8' x 8' (2.43m x 2.43m) | £9924 | £13150 | £16376 | £805 | £265 | £410 | £140 | £165 | £255 | £340 | £835 | £1,425 |
| 10' x 8' (3.04m x 2.43m) | £10936 | £14490 | £18043 | £945 | £300 | £460 | £140 | £190 | £285 | £375 | £1,025 | £1,745 |
| 12' x 8' (3.65m x 2.43m) | £11951 | £15835 | £19716 | £1,085 | £345 | £515 | £200 | £205 | £310 | £410 | £1,235 | £2,065 |
| 14' x 8' (4.26m x 2.43m) | £12949 | £17169 | £21390 | £1,225 | £385 | £565 | £200 | £220 | £335 | £445 | £1,445 | £2,385 |
| 16' x 8' (4.87m x 2.43m) | £13978 | £18520 | £23057 | £1,365 | £425 | £615 | £260 | £240 | £360 | £480 | £1,595 | £2,705 |
| 18' x 8' (5.48m x 2.43m) | £14990 | £19860 | £24730 | £1,505 | £465 | £670 | £260 | £260 | £390 | £515 | £1,815 | £3,030 |
| 20' x 8' (6.09m x 2.43m) | £16000 | £21200 | £26398 | £1,645 | £510 | £725 | £260 | £275 | £415 | £550 | £2,040 | £3,350 |
| 22' x 8' (6.70m x 2.43m) | £16905 | £22488 | £28070 | £1,780 | £550 | £780 | £315 | £290 | £440 | £585 | £2,310 | £3,670 |
| 10ft Gable Size | Factory Painted | Composite | Cedar | Concealed Nailing (Painted Only) | Insulated Floor | Guttering & Downpipe (Black/White) | Bearers | Plinth Kit | | | Cedar Slats | Cedar Shingles/ Slate Eco Tiles |
| | | | | | | | | Painted | Composite | Cedar | | |
| 8' x 10' (2.43m x 3.04m) | £11569 | £15335 | £19095 | £1,005 | £290 | £460 | £155 | £205 | £310 | £410 | £1,025 | £1,745 |
| 10' x 10' (3.04m x 3.04m) | £12765 | £16916 | £21068 | £1,145 | £335 | £515 | £155 | £220 | £335 | £445 | £1,185 | £2,070 |
| 12' x 10' (3.65m x 3.04m) | £13972 | £18515 | £23051 | £1,285 | £375 | £565 | £205 | £240 | £360 | £480 | £1,410 | £2,400 |
| 14' x 10' (4.26m x 3.04m) | £15168 | £20102 | £25029 | £1,425 | £415 | £615 | £205 | £260 | £390 | £515 | £1,645 | £2,720 |
| 16' x 10' (4.87m x 3.04m) | £16370 | £21689 | £27007 | £1,560 | £455 | £670 | £260 | £275 | £415 | £550 | £1,815 | £3,050 |
| 18' x 10' (5.48m x 3.04m) | £17572 | £23281 | £28985 | £1,700 | £495 | £725 | £260 | £295 | £440 | £585 | £2,275 | £3,375 |
| 20' x 10' (6.09m x 3.04m) | £18774 | £24868 | £30963 | £1,840 | £535 | £775 | £260 | £310 | £465 | £615 | £2,445 | £3,705 |
| 22' x 10' (6.70m x 3.04m) | £19970 | £26455 | £32941 | £1,980 | £580 | £825 | £295 | £325 | £490 | £655 | £2,645 | £4,030 |
| 12ft Gable Size | Factory Painted | Composite | Cedar | Concealed Nailing (Painted Only) | Insulated Floor | Guttering & Downpipe (Black/White) | Bearers | Plinth Kit | | | Cedar Slats | Cedar Shingles/ Slate Eco Tiles |
| | | | | | | | | Painted | Composite | Cedar | | |
| 8' x 12' (2.43m x 3.65m) | £13598 | £18026 | £22448 | £1,165 | £320 | £520 | £175 | £225 | £340 | £455 | £1,065 | £2,070 |
| 10' x 12' (3.04m x 3.65m) | £14985 | £19854 | £24722 | £1,290 | £360 | £570 | £175 | £245 | £370 | £490 | £1,345 | £2,385 |

| The Dukesbury (Includes Felt Tiled Roof & MDF Internals) | | | | | | | | | | | | |
|--|-----------------|-----------|--------|----------------------------------|-----------------|------------------------------------|---------|------------|-----------|-------|-------------|---------------------------------|
| 12ft Gable Size | Factory Painted | Composite | Cedar | Concealed Nailing (Painted Only) | Insulated Floor | Guttering & Downpipe (Black/White) | Bearers | Plinth Kit | | | Cedar Slats | Cedar Shingles/ Slate Eco Tiles |
| | | | | | | | | Painted | Composite | Cedar | | |
| 12' x 12' (3.65m x 3.65m) | £16364 | £21683 | £26996 | £1,410 | £405 | £625 | £220 | £265 | £395 | £525 | £1,595 | £2,700 |
| 14' x 12' (4.26m x 3.65m) | £17750 | £23511 | £29267 | £1,535 | £445 | £675 | £220 | £280 | £420 | £560 | £1,840 | £3,015 |
| 16' x 12' (4.87m x 3.65m) | £19125 | £25335 | £31538 | £1,660 | £485 | £730 | £270 | £295 | £445 | £595 | £2,075 | £3,330 |
| 18' x 12' (5.48m x 3.65m) | £20510 | £27163 | £33815 | £1,775 | £525 | £785 | £270 | £315 | £475 | £630 | £2,335 | £3,645 |
| 20' x 12' (6.09m x 3.65m) | £21890 | £28991 | £36087 | £1,900 | £565 | £830 | £270 | £335 | £505 | £665 | £2,660 | £3,960 |
| 22' x 12' (6.70m x 3.65m) | £23276 | £30820 | £38364 | £2,025 | £605 | £885 | £310 | £350 | £525 | £700 | £2,985 | £4,275 |


















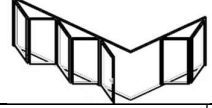
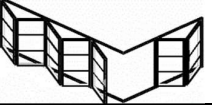
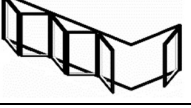
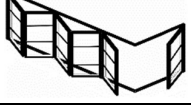
| The Huntington (Includes EPDM & MDF Internals) | | | | | | | | | | | |
|--|-----------------|-----------|--------|----------------------------------|-----------------|------------------------------------|---------|------------|-----------|-------|--|
| Size | Factory Painted | Composite | Cedar | Concealed Nailing (Painted Only) | Insulated Floor | Guttering & Downpipe (Black/White) | Bearers | Plinth Kit | | | |
| | | | | | | | | Painted | Composite | Cedar | |
| 8' x 8' (2.43m x 2.43m) | £7239 | £10074 | £11937 | £930 | £265 | £160 | £140 | £100 | £155 | £210 | |
| 9' x 9' (2.74m x 2.74m) | £8251 | £12345 | £14639 | £1,050 | £300 | £200 | £155 | £120 | £190 | £245 | |
| 10' x 10' (3.04m x 3.04m) | £10499 | £14616 | £17330 | £1,170 | £345 | £230 | £155 | £130 | £215 | £280 | |
| 11' x 11' (3.35m x 3.35m) | £12132 | £16899 | £18877 | £1,295 | £385 | £270 | £220 | £140 | £245 | £315 | |
| 12' x 12' (3.65m x 3.65m) | £13759 | £19170 | £21648 | £1,415 | £425 | £300 | £220 | £150 | £275 | £350 | |







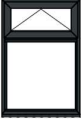
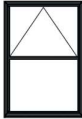















How to price an L Shape building – Just price up two separate Dalburys






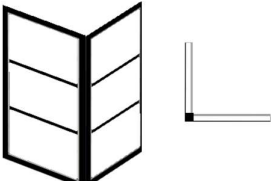
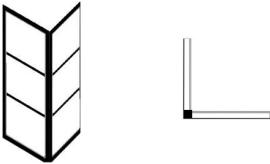
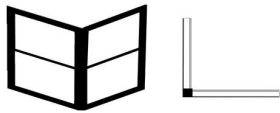
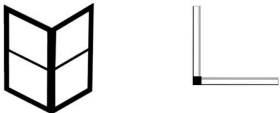
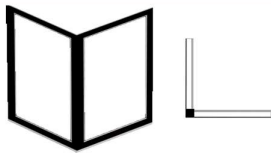
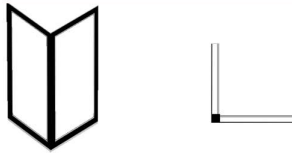
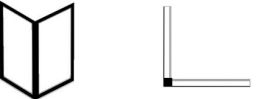

A+B can be mixed – for example the building could be 24' x 18' OR 20' x 16'

C and D can be different widths between 6' and 14' – Use Dalbury pricing for each of the 2 sizes and add costs together then add doors, windows, and optional extras.

| DOOR OPTIONS | | | | | | | | | |
|---|--------|---|--------|--|--------|---|--------|---|--------|
| Single Glazed Door (890mm W x 2008mm H) | | Single Solid Door (890mm W x 2008mm H) | | Single Transom Door (890mm W x 2008mm H) | | Single Door (with side panel) (1233mm W x 2008mm H) | | | |
|  | |  | |  | |  | | | |
| Aluminium | £1,340 | Aluminium | N/A | Aluminium | £1,575 | Aluminium | N/A | | |
| UPVC | £685 | UPVC | £875 | UPVC | N/A | UPVC | £1,030 | | |
| Blinds | £430 | Blinds | N/A | Blinds | N/A | Blinds | N/A | | |
| 4ft Double Door (1233mm W x 2008mm H) | | 4ft Transom Double Door (1233mm W x 2008mm H) | | 5ft Double Door (1653mm W x 2008mm H) | | 5ft Transom Double Door (1653mm W x 2008mm H) | | | |
|  | |  | |  | |  | | | |
| Aluminium | £2,090 | Aluminium | £2,555 | Aluminium | £2,205 | Aluminium | £2,675 | | |
| UPVC | £1,390 | UPVC | N/A | UPVC | £1,475 | UPVC | N/A | | |
| Blinds | £625 | Blinds | N/A | Blinds | £700 | Blinds | N/A | | |
| 2.4M Patio Doors (Sliders) (2400mm W x 1970mm H) | | 3M Patio Doors (Sliders) (3000mm W x 1970mm H) | | 3.6M Patio Doors (Sliders) (3600mm W x 1970mm H) | | 3M Bi-Fold Doors (3000mm W x 2000mm H) | | | |
|  | |  | |  | |  | | | |
| Aluminium | £2,950 | Aluminium | £3,840 | Aluminium | £6,470 | Aluminium | £3,370 | | |
| UPVC | £2,240 | UPVC | £2,390 | UPVC | £4,775 | UPVC | N/A | | |
| Blinds | £1,030 | Blinds | £1,515 | Blinds | £1,805 | Blinds | £1,330 | | |
| 4M Bi-Fold Doors (4000mm W x 2000mm H) | | 5M Bi-Fold Doors (5000mm W x 2000mm H) | | 3M Transom Bi-Fold Doors (3000mm W x 2000mm H) | | 4M Transom Bi-Fold Doors (4000mm W x 2000mm H) | | | |
|  | |  | |  | |  | | | |
| Aluminium | £4,655 | Aluminium | £5,820 | Aluminium | £4,070 | Aluminium | £5,590 | | |
| UPVC | N/A | UPVC | N/A | UPVC | N/A | UPVC | N/A | | |
| Blinds | £1,770 | Blinds | £2,215 | Blinds | N/A | Blinds | N/A | | |
| 5M Transom Bi-Fold Doors (5000mm W x 2000mm H) | | Corner Bi-Fold Doors (3m x 2m) | | Transom Corner Bi-Fold Doors (3m x 2m) | | Corner Bi-Folds (3m x 1m) | | Transom Corner Bi-Folds (3m x 1m) | |
|  | |  | |  | |  | |  | |
| Aluminium Bi-folds | £6,985 | Aluminium Bi-Fold Doors <i>(Only available in 14/16' gable)</i> | £8,635 | Aluminium Bi-Fold Doors <i>(Only available in 14/16' gable)</i> | £9,710 | Aluminium Bi-Fold Doors <i>(Only available from 10' Gable)</i> | £8,635 | Aluminium Bi-Fold Doors <i>(Only available from 10' gable)</i> | £9,710 |
| Blinds | N/A | Blinds | £2,215 | Blinds | N/A | Blinds | £2,215 | Blinds | N/A |

| WINDOW OPTIONS | | | | | | | | | |
|---|--------|---|------|--|--------|---|--------|---|------|
| T1 Window (585mm W x 1200mm H) | | A1 Transom Window (585mm W x 1200mm H) | | T1 LEA Window (585mm W x 1200mm H) | | A1 LEA Transom (585mm W x 1200mm H) | | T2 Window (795mm W x 1200mm H) | |
|  | |  | |  | |  | |  | |
| Aluminium (A1) | £455 | Aluminium (A1) | £530 | Aluminium (A1 LEA) | £875 | Aluminium (A1LEA) | £990 | Aluminium (A2) | £455 |
| UPVC (T1) | £216 | UPVC | N/A | UPVC (T1LEA) | £330 | UPVC | N/A | UPVC (T2) | £245 |
| Blinds | £300 | Blinds | N/A | Blinds | £560 | Blinds | N/A | Blinds | £325 |
| A2 Transom Window (795mm W x 1200mm H) | | T2 LEA Window (795mm W x 1200mm H) | | A2 LEA Transom Window (795mm W x 1200mm H) | | T3 LEA Window (1200mm W x 795mm H) | | T8 Window (585mm W x 1530mm H) | |
|  | |  | |  | |  | |  | |
| Aluminium (A2) | £580 | Aluminium (A2LEA) | £925 | Aluminium (A2 LEA) | £1,035 | Aluminium | N/A | Aluminium (A8) | £490 |
| UPVC | N/A | UPVC (T2LEA) | £360 | UPVC | N/A | UPVC (T3LEA) | £360 | UPVC (T8) | £245 |
| Blinds | N/A | Blinds | £580 | Blinds | N/A | Blinds | £580 | Blinds | £315 |
| T8 LEA Window (585mm W x 1530mm H) | | T8 Full Opening Window (585mm W x 1530mm H) | | T10 Window (585mm W x 2008mm H) | | T10 LEA Window (585mm W x 2008mm H) | | A10 Transom Window (585mm W x 2008mm H) | |
|  | |  | | Standard  *Panoramic  | |  | |  | |
| Aluminium (A8LEA) | £955 | Aluminium (A8FO) | £865 | Aluminium (A10) | £575 | Aluminium (A10LEA) | £1,035 | Aluminium (A10) | £805 |
| UPVC (T8LEA) | £340 | UPVC (T8FO) | £430 | UPVC (T10) | £250 | UPVC (T10LEA) | £395 | UPVC | N/A |
| Blinds | £570 | Blinds | £295 | Standard Blinds | £345 | Blinds | £600 | Blinds | N/A |
| | | | | *Panoramic Blinds | £495 | | | | |
| A10 LEA Transom Window (585mm W x 2008mm H) | | T12 Window (795mm W x 1530mm H) | | T12 LEA Window (795mm W x 1530mm H) | | T12 Full Opening Window (795mm W x 1530mm H) | | Top Hopper Window (795mm W x 440mm H) | |
|  | |  | |  | |  | |  | |
| Aluminium (A10LEA) | £1,270 | Aluminium (A12) | £570 | Aluminium (A12LEA) | £1,035 | Aluminium (A12FO) | £920 | Aluminium(ATOP) | £685 |
| UPVC | N/A | UPVC (T12) | £280 | UPVC (T12LEA) | £430 | UPVC (T12FO) | £395 | UPVC (TTOP) | £205 |
| Blinds | N/A | Blinds | £350 | Blinds | £600 | Blinds | £325 | Blinds | £280 |

***Blinds on Panoramic T10 windows and T15 windows have a joining transom bar due to the width of the casement.**

| WINDOW OPTIONS | | | | | | | | | |
|---|---|---|--------|---|--------|---|--------|---|--------|
| T15 Window (795mm W x 2008mm H) | | T15 LEA Window (795mm W x 2008mm H) | | A15 Transom Window (795mm W x 2008mm H) | | A15 LEA Transom Window (795mm W x 2008mm H) | | C15 Corner Transom Window (Full Length) 795mmW x 2008mmH | |
| Standard | *Panoramic | | | | | | | | |
|  |  |  | |  | |  | |  | |
| Aluminium (A15) | £665 | Aluminium (A15LEA) | £1,135 | Aluminium (A15) | £895 | Aluminium (A15LEA) | £1,390 | Aluminium | £2,185 |
| UPVC (T15) | £270 | UPVC (T15LEA) | £465 | UPVC | N/A | UPVC | N/A | Per Additional Top opener | +£465 |
| Standard Blinds | £460 | Blinds | £715 | Blinds | N/A | Blinds | N/A | Blinds | N/A |
| *Panoramic Blinds | £505 | | | | | | | | |
| C10 Corner Transom Window (Full Length) 585mm W x 2008mm H | | C2 Corner Transom Window (Half Length) 795mm W x 1195mm H | | C1 Corner Transom Window (Half Length) 585mm W x 1195mm H | | C15 Corner Window (Full Length) 795mm W x 2008mm H | | C10 Corner Window (Full Length) 585mm W x 2008mm H | |
|  | |  | |  | |  | |  | |
| Aluminium | £1,975 | Aluminium | £1,510 | Aluminium | £1,395 | Aluminium | £1,745 | Aluminium | £1,625 |
| Per Additional Top Opener | +£465 | Per Additional Top Opener | +£465 | Per Additional Top Opener | +£465 | Per Additional Top Opener | +£465 | Per Additional Top Opener | +£465 |
| Blinds | N/A | Blinds | N/A | Blinds | N/A | Blinds | £920 | Blinds | £690 |
| | | | | | | Blinds Per Top Opener | +£255 | Blinds Per Top Opener | +£255 |
| C1 Corner Window (Half Length) 585mm W x 1195mm H | | C2 Corner Window (Half Length) 795mm W x 1195mm H | | EXTRAS | | | | | |
|  | |  | | Corner Aluminium Bi-Fold Doors (3m x 2m) | | Only available in 14'/16' gable | | | |
| | | | | Corner Aluminium Bi-Fold Doors (3m x 1m) | | Unavailable on 6' or 8' gable | | | |
| | | | | Frosted Glass | | 5% of Windows or Door Cost | | | |
| | | | | Internal Primed Door | | £315 | | | |
| | | | | Bespoke Windows | | Priced on Application | | | |
| Aluminium | £1,161 | Aluminium | £1,280 | | | | | | |
| Additional Top Opener | +£465 | Additional Top Opener | +£465 | UPVC Georgian Bars | | 5% of Windows or Door Cost | | | |
| Blinds | £605 | Blinds | £905 | *Additional Bi-Fold Cost | | Bi-folds on selected models (Walton and Dukesbury) add 5% of the building cost | | | |
| Blinds Per Top Opener | +£255 | Blinds Per Top Opener | +£255 | * Transoms are the horizontal bars which divide the unit into smaller panes for decorative purposes | | | | | |
| *Blinds on Panoramic T10 window and T15 window have a joining transom bar due to the width of the casement. | | | | | | | | | |

| | |
|--|-------------------------|
| Flat Roof Lights 1400mm x 1000mm approx. <i>*Includes electric blinds</i> | £2,450 |
| Internal Wall Panelling | £125 per 2ft |
| | |
| Teknos Paint | £27 (Per Litre) |
| | |
| Cedar Protection Oil | £27 (Per Litre) |
| Timber Frame Bases <i>To level out an existing solid base</i> <i>*Not suitable over grass or soil</i> | £10 per SQF (Fitted) |
| | |
| Composite Decked Area | £16 per SQF (Fitted) |
| Tongue & Groove Internals | 5% of the building cost |

| | |
|---|--------------------------|
| Dalbury Wings (2ft) | |
| Painted | £580 |
| Composite | £1,460 |
| Cedar | £2,910 |
| | |
| Dalbury Wings (4ft) | |
| Painted | £1,160 |
| Composite | £2,035 |
| Cedar | £2,910 |
| | |
| Boards Higher | |
| 1 Board | 5% of the building cost |
| 2 Boards | 9% of the building cost |
| 3 Boards | 12% of the building cost |
| | |
| Dalbury Front Roof Overhang <i>To increase Dalbury front overhang to 2'</i> | |
| Painted | £55 per 2ft |
| Composite | £90 per 2ft |
| Cedar | £130 per 2ft |

| | |
|---|--------------|
| Dalbury Front Roof Overhang(4ft) <i>To increase Dalbury front overhang to 4'</i> | |
| Painted | £140 per 2ft |
| Composite | £210 per 2ft |
| Cedar | £320 per 2ft |
| | |
| Difficult/ Limited Access Price on Application | |
| | |
| Split Sections 7% of the building cost (Max £1000) | |
| | |
| <p align="center">KENT LEISURE BUILDINGS LONDON ROAD HALSTEAD KENT TN14 7DY 01959 534242</p> | |